

Selection and Sorting of Heterogeneous Firms through Competitive Pressures

Kiminori Matsuyama
Northwestern University, USA
k-matsuyama@northwestern.edu

Philip Ushchev
ECARES, Université Libre de Bruxelles, Belgium
ph.ushchev@gmail.com

First Version: March 7, 2022

This Version: July 8, 2023

2023-07-08: 3:40 PM

Abstract: We apply the H.S.A. (*Homotheticity with a Single Aggregator*) class of demand systems to the Melitz (2003) model of monopolistic competition with firm heterogeneity. H.S.A., which contains CES and translog as special cases, is tractable due to its homotheticity and to its single aggregator that serves as a sufficient statistic for competitive pressures. It is also flexible enough to allow for the choke price, the 2nd and 3rd laws of demand. We prove the existence and uniqueness of the free-entry equilibrium and conduct general equilibrium comparative static analysis with sharp analytical results, often just by using simple diagrams. Because the single aggregator enters all firm-specific variables proportionately with the firm-specific marginal cost, thereby acting as a magnifier of firm heterogeneity, we are able to characterize how a change in competitive pressures, whether due to a change in the entry cost, market size, or in the overhead cost, causes reallocation across firms and selection and sorting of firms across markets, thereby affecting the distribution of firm-specific variables. Furthermore, we are able to show that, due to such a composition effect, the average markup (pass-through) rate may move in the opposite direction of the firm-level markup (pass-through) rate.

Keywords: Heterogeneous firms, The Melitz model, H.S.A., competitive pressures, the 2nd and 3rd laws, markup and pass-through rates, selection, sorting, the composition effect, log-supermodularity.

Acknowledgement: We thank the workshop participants at (chronologically) Berkeley, VEAMS, Tokyo, Michigan, MIT, Hitotsubashi, ANU, MSSE, Rennes, Peking U Shenzhen, Princeton Summer Trade Workshop, Caltech, NYU, NA-UEA, Joint (NYU Shanghai/HKBU/NTU/Sinica/SMU) Seminar, Keio, CIGS, Strasbourg, Chicago, UPF/CREi, ULB for their feedback, as well as J. Dingel, M. Melitz, and S. Redding for their comments and E. Helpman and G. Ottaviano for discussing our paper at Princeton Summer Trade Workshop. Our special thanks go to D. Baqaee and K. Sangani, who, in response to our request, kindly computed and plotted for us the graphs of the elasticity of firm productivity density function in their calibration in Baqaee, Farhi and Sangani (2023). The usual disclaimer applies.

1. Introduction

How do firms with different productivity respond differently to increased competitive pressures caused by a lower entry cost or an increase in market size? How do these changes affect selection of heterogeneous firms? Or sorting of heterogeneous firms across different markets? And what are the impacts on the distribution of firm size, measured in revenue, profit, and employment, as well as the distribution of markup rates and pass-through rates? In the Melitz (2003) model of monopolistic competition with firm heterogeneity, its assumption of the CES demand system implies that all firms sell their products at an exogenous and common markup rate and have the pass-through rate equal to one. Thus, their markup and pass-through rates are unresponsive to competitive pressures. Furthermore, a change in market size has no effect on the distribution of the firm types and their behaviors, with all adjustments taking place at the extensive margin.

In this paper, we extend the (closed economy version of) Melitz (2003) model by relaxing the CES assumption, thereby allowing for heterogeneous firms to set different markup rates, which are responsive to a change in competitive pressures. We do so by using the H.S.A. (*Homotheticity with a Single Aggregator*) class of demand systems, originally introduced by Matsuyama and Ushchev (2017) and first applied to monopolistic competition by Matsuyama and Ushchev (2022).¹ The H.S.A. class of demand systems has many attractive features that make it suitable for the Melitz model

First, H.S.A. is homothetic, unlike most non-CES demand systems that have been applied to monopolistic competition.² Even though market size can change for a variety of reasons, such

¹ Recent applications of H.S.A. to monopolistic competition include Matsuyama and Ushchev (2020a, 2020b), Baqaee, Farhi, and Sangani (2023), Fujiwara and Matsuyama (2022), and Grossman, Helpman, and Lhuillier (2023). Among these, Baqaee, Farhi and Sangani (2023) is most closely related to this paper, as they also apply H.S.A. to the Melitz model. Two papers are highly complementary to each other. Their goal is to decompose the impact on TFP from a market size increase into three (procompetitive, selection, and reallocation, which they call the Darwinian) components and quantify their relative contributions. In contrast, our goal is to develop the Melitz model under H.S.A. as a building block and to offer its theoretical foundation. We establish the existence of the unique equilibrium. We analytically characterize the implications of departing from CES under H.S.A. on the distributions of firm size and markup and pass-through rates, as well as on the aggregate labor cost and profit shares. We also use it to propose a demand-side explanation for heterogeneous firms sorting across markets of different size in a multi-market setting.

² For example, Dixit and Stiglitz (1977, Section II) extended their monopolistic competition model to the directly explicitly additive (DEA) demand systems, which have been further explored by Krugman (1979), Behrens and Murata (2007), Zhelobodko, et.al. (2012), Melitz (2018), Dhingra and Morrow (2019), Latzer, Matsuyama, and Parenti (2019), Behrens et.al. (2020), Kokovin et. al. (2023), among many others. This class can be also used to rationalize the reduced-form profit functions assumed in Mrázová-Neary (2017; 2019) and Nocke (2006). Though

as labor productivity growth, globalization, a sectoral shift in demand, a change in the population size, etc., the composition of market demand does not matter under homotheticity, which allows us to define a single measure of market size.³ It also helps to isolate the effects of endogenous markup rates from those of nonhomotheticity. Furthermore, homotheticity makes it straightforward to use the Melitz model under H.S.A. as a building block in multi-sector general equilibrium models with any intersectoral (including nonhomothetic) demand systems.

Second, H.S.A. is flexible. It can accommodate (but does not necessitate) the choke price, as well as the so-called Marshall's 2nd law of demand, "a higher price leads to a higher price elasticity," which implies incomplete pass-through--less productive firms have lower markup rates--, and what we call the 3rd law of demand, "a higher price leads to a smaller rate of change in the price elasticity," which implies that less productive firms have higher pass-through rates,⁴ for which there is some supporting empirical evidence.⁵ Furthermore, since this class contains CES (as well as translog) as a special case, H.S.A. can be used to perform the robustness check; it helps us understand which properties of the original Melitz model carry over to a broader class of the demand system.⁶

Dixit and Stiglitz called this class, "Variable Elasticity Case," the well-known Bergson's Law states that, within this class of demand systems, they are homothetic if and only if they are CES. In other words, any departure from CES within this class introduces nonhomotheticity. The linear-quadratic demand system introduced by Ottaviano, Tabuchi, and Thisse, (2002) and applied to the Melitz model by Melitz and Ottaviano (2008) is also nonhomothetic. See Thisse and Ushchev (2018) for a survey of monopolistic competition with non-CES demand systems. Parenti, Ushchev and Thisse (2017) provides a unified treatment of this literature. Matsuyama (2023) offers a broader overview of non-CES demand systems.

³Using the linear-quadratic demand system with the outside good, Melitz and Ottaviano (2008) studied the market size effect by changing the population size. Many of the comparative statics go in the opposite directions, if the market size effect is studied by changing the per capita expenditure with a shock to the weight attached to the outside good in the preferences. Also under DEA, how firms respond to a market size change depends on whether it is caused by a change in the population size or by a change in the per capita expenditure.

⁴ Regarding the terminology, Marshall's 1st law of demand states that a higher price reduces demand; it imposes the restriction on the 1st derivative of the demand curve. Marshall's 2nd law states that a higher price increases the price elasticity; it imposes the restriction on the 2nd derivative. We call the law stating that a higher price reduces the rate of change in the price elasticity as the 3rd law because it imposes the restriction on the 3rd derivative.

⁵ For the empirical evidence on the 2nd law and incomplete pass-through, as well as the closely related concepts of the procompetitive effect and strategic complementarity in pricing, see Campbell and Hopenhayn (2005); Burstein-Gopinath (2014), DeLoecker and Goldberg (2014), Feenstra and Weinstein (2017), and Amiti, Itskhoki, and Konings (2019); For the empirical evidence on the 3rd law, see Berman, Martin, and Mayer (2012) and Amiti, Itskhoki, and Konings (2014). Recently, Baqaee, Farhi, and Sangani (2023) nonparametrically calibrated H.S.A. using the firm-level data from Belgium in support of the 2nd and the 3rd laws.

⁶ In contrast, translog, applied to monopolistic competition by Feenstra (2003) and others, imposes the 2nd law, while violating the 3rd law. It is also an isolated example and hence cannot be used as a tool for the robustness check for CES. This motivated Matsuyama and Ushchev (2020a, 2022) to develop Generalized Translog, a family within H.S.A. that nests both CES and translog. See Appendix D.1.

Third, the Melitz model under H.S.A. retains much of the tractability of the original Melitz model under CES. This is due to its single aggregator property; that is the market share of each firm is a function of one variable, its own price normalized by the single price aggregator, which serves as a sufficient statistic for capturing any change in competitive pressures, whether caused by a change in the mass of active firms or by a change in the prices of competing products. Furthermore, due to its homotheticity, the single aggregator enters all firm-specific variables (the markup and pass-through rates, the profit, the revenue and the employment) proportionately with the firm's marginal cost, so that competitive pressures act as a magnifier of firm heterogeneity. This allows us to take advantage of log-supermodularity⁷ to study the differential impacts of competitive pressures on heterogeneous firms. It also enables us to use simple diagrams to prove the existence and uniqueness of free-entry equilibrium with firm heterogeneity⁸ and to conduct most comparative statics, which generate sharp analytical results without imposing any *parametric* restrictions on the demand system and productivity distribution. Moreover, unlike Melitz and Ottaviano (2008) and Arkolakis et.al. (2019) and many others that introduce the procompetitive effect in the Melitz model, there is no need to assume zero overhead cost for tractability. This is important not only because it makes the Melitz model under H.S.A. applicable also to the sectors characterized by high overhead costs, but also because it allows us to study the effects of the recent rise in overhead costs. Indeed, a combination of firm heterogeneity and the 2nd and 3rd laws of demand generates some new insights when the overhead cost is sufficiently high.⁹

Here are the main findings on the Melitz model under H.S.A.

⁷ See, for example, Costinot (2009) and Costinot and Vogel (2010; 2015).

⁸ In contrast, under the two other classes of demand systems studied in Matsuyama and Ushchev (2020a), HDIA, which contains the Kimball (1995) demand system as a special case, and HIIA, we need the two aggregators, one for competitive pressures due to a change in the pricing of competing firms, and another for competitive pressures due to a change in the mass of firms. This poses a challenge for ensuring the existence and the uniqueness of the free-entry equilibrium and for conducting comparative statics exercises even in a single-market setting, since it would require further restrictions on the firm productivity distribution and the demand system. (Matsuyama and Ushchev (2020a) found the condition of the existence and the uniqueness under HDIA and HIIA only for the case of homogeneous firms.) The problem of ensuring the existence and the uniqueness under HDIA and HIIA would be even more challenging in a multi-market setting, which we develop in section 6 to study sorting of firms across markets. Generally, H.S.A. is more analytically tractable than HDIA and HIIA, when one needs to compare across the equilibria in which different sets of firms are active.

⁹ Another advantage of H.S.A., pointed out by Kasahara and Sugita (2020), is that the market share (in revenue) functions are the primitive of H.S.A., hence it can be readily identified with the typical firm-level data, which contain revenue, but not the output.

- More productive firms, which always have higher profits and revenues, have higher markup rates under the 2nd law and lower pass-through rates under the 3rd law. Employments are not monotone in firm productivity; they are *hump-shaped* under the 2nd and 3rd laws. The 2nd law also implies the procompetitive effect and strategic complementarity in pricing.
- *A lower entry cost* leads to more competitive pressures, which reduces the markup rates of all firms under the 2nd law and raises the pass-through rates of all firms under the 3rd law. The profits of all firms decline (at faster rates among less productive firms under the 2nd law), which leads to a tougher selection. The revenues of all firms also decline (at faster rates among less productive firms under the 3rd law). *A lower overhead cost* has similar effects when the employment is decreasing in firm productivity, which occurs under the 2nd and the 3rd laws for a sufficiently high overhead cost.
- *Larger market size* also leads to more competitive pressures, reducing the markup rates of all firms under the 2nd law and raises the pass-through rates of all firms under the 3rd law. The profits among more productive firms increase, while those among less productive decline under the 2nd law, which leads to a tougher selection. The revenues among more productive firms also increase, while those among less productive decline under the 3rd law at least when the overhead cost is not too large.
- An increase in competitive pressures due to a lower entry cost and a larger market size may lead to an *increase* in the (revenue-, profit- or employment-) weighted generalized (including arithmetic, geometric, and harmonic) mean of the firm-level markup rates under the 2nd law, despite that each surviving firm reduces its markup rate. This also means that the aggregate profit share increases due to more competitive pressures; they may also lead to a *decline* in the weighted generalized mean of the firm-level pass-through rate under the 3rd law, despite that each surviving firm increases its pass-through rate. This is because they cause less productive firms with lower markup rates and higher pass-through rates to shrink and to exit, changing the composition of firms. This composition effect dominates the effect on individual firms when the elasticity of marginal cost density is an increasing function, as found empirically in the calibration by Baqaee, Farhi and Sangani (2023), but not when it is a decreasing function (as in Fréchet, Weibull, and Lognormal), with the Pareto distribution being the knife-edge case. This suggests that a rise of the markup and a decline in the pass-through rate may occur due to *more* competitive pressures through reallocation from less

productive firms to more productive firms. Hence they should not be interpreted as the *prima-facie* evidence for reduced competitive pressures.

- The impacts on the masses of entrants and of active firms depend, often critically, on whether the elasticity of the distribution of the marginal cost is increasing or decreasing with Pareto-distributed productivity being the knife-edge case.
- In a multi-market setting, competitive pressures are stronger in larger markets. And more productive firms sort themselves into larger markets under the 2nd Law. Due to this *composition effect*, the weighted-generalized mean of the markup (pass-through) rates can be *higher (lower)* under the 3rd Law) in larger (thus more competitive) markets. This result suggests a caution when interpreting the evidence that compares the average markup and pass-through rates across markets with different sizes.

Here's the roadmap. In section 2, we formally introduce the H.S.A. class of demand systems and apply it to the (closed economy version of) Melitz model. We show, under some mild regularity conditions, that the markup and pass-through rates of firms with the marginal cost ψ can be expressed as $\mu(\psi/A)$ and $\rho(\psi/A)$, both differentiable functions of a single variable, ψ/A , the firm's "normalized cost", where A is the inverse measure of competitive pressures; it is the equilibrium value of the single aggregator, which serves a sufficient statistic that captures all the equilibrium interactions across firms, and hence higher competitive pressures, a lower A , act as a magnifier of firm heterogeneity. We also show that the profit, the revenue, and the employment of a ψ -firm can be expressed as $\pi(\psi/A)L$, $r(\psi/A)L$ and $\ell(\psi/A)L$, all differentiable functions of ψ/A , multiplied by market size L . Then, we derive the equilibrium conditions in terms of A and the cutoff marginal cost, ψ_c and show that the equilibrium is uniquely determined (Figure 1) as a differentiable function of F_e/L and F/L , where F_e is the entry cost and F the overhead cost.

In section 3, we revisit the Melitz model under CES, which implies constant markup rate $\mu(\psi/A) = \mu > 1$ and complete pass-through, $\rho(\psi/A) = 1$. We offer a simpler proof of the existence of the unique equilibrium (Figure 2) and a reproduction of the well-known results; We also show that the sign of the elasticity of the marginal cost distribution determines comparative statics on the masses of the entrance and active firms, with Pareto-distributed firm productivity being the knife-edge case (Proposition 1).

Then, we depart from CES. In section 4, we consider the cross-sectional implications of more competitive pressures (a lower A) under the 2nd law, i.e., when $\mu(\psi/A)$ is strictly decreasing (Proposition 2), and under the weak or strong 3rd law, i.e., when $\rho(\psi/A)$ is weakly or strictly increasing (Propositions 3, 4, and 5). These results are summarized in Figure 3. In section 5, we conduct general equilibrium analysis to study the impacts of changes in F_e , L and F on competitive pressures, A , and selection, ψ_c (Proposition 6; Figure 4). We look at the market size effect on the profit and the revenue (Proposition 7). Figure 5 puts together these results. Then, we study how the average markup and pass-through rates, measured by the weighted generalized mean, change through the composition effect (Proposition 8) and discuss the impact on TFP as a Corollary of Proposition 8 and the effects on the masses of the entrants and active firms (Proposition 9). At the end of section 5, we look at the limit case of no overhead cost, where the cutoff firms operate at the choke price (Figure 6). In this case, all the equilibrium values can be expressed as a function F/L , so that the impact of an increase in market size is isomorphic to that of a decline in the entry cost.

Then, in section 6, we consider a multi-market extension, in which each firm, after learning its productivity, decides whether to stay or exit and, if it stays, chooses among markets with different sizes. We show that larger markets are more competitive and that, under the 2nd law, there is a positive assortative matching between firm productivity and market size (Proposition 10; Figure 7). Then, we show the cross-sectional implications across markets (Figure 8). Due to the composition effect, the average markup (pass-through) rate, measured by the weighted-generalized mean, may be higher (lower) in larger markets, and a shock that increases competitive pressures in all markets may lead to higher average markup rates and lower average pass-through rates in all markets in spite of the 2nd law and the 3rd law (Proposition 11).

We conclude in Section 7. Appendices A through C contain some technical materials, including the proofs of some lemmas and propositions. Appendix D discuss three parametric families of H.S.A. and discuss their key properties.

2. Selection of Heterogeneous Firms

2.1. A Single-Market Setting

The representative household inelastically supplies L units of labor, the only primary factor of production, which we take as the *numeraire*, and consumes X units of the single final good subject to the budget constraint, $PX = L$, where P is the price of the final good.¹⁰ The final good is produced competitively by assembling a set of differentiated intermediate inputs using CRS technology, which can be represented by the linear homogenous, monotone, and quasi-concave, production function, $X = X(\mathbf{x})$. Here, $\mathbf{x} = \{x_\omega; \omega \in \Omega\}$ is a quantity vector of intermediate inputs where Ω denotes a set of intermediate input varieties available, indexed by ω . Alternatively, the CRS technology can also be represented by the linear homogenous, monotone, and quasi-concave, unit cost function, $P = P(\mathbf{p})$, where $\mathbf{p} = \{p_\omega; \omega \in \Omega\}$ is a price vector of the intermediate inputs. The duality theory tells us that the production function, $X(\mathbf{x})$, and the unit cost function, $P(\mathbf{p})$, can be derived from each other as follows:

$$X(\mathbf{x}) \equiv \min_{\mathbf{p}} \left\{ \mathbf{p}\mathbf{x} = \int_{\Omega} p_\omega x_\omega d\omega \mid P(\mathbf{p}) \geq 1 \right\}; \quad P(\mathbf{p}) \equiv \min_{\mathbf{x}} \left\{ \mathbf{p}\mathbf{x} = \int_{\Omega} p_\omega x_\omega d\omega \mid X(\mathbf{x}) \geq 1 \right\}$$

Hence, one could use either $P(\mathbf{p})$ or $X(\mathbf{x})$ as a primitive of the CRS technology. The solutions to the above minimization problems yield the demand curve and the inverse demand curve:

$$x_\omega = X(\mathbf{x}) \frac{\partial P(\mathbf{p})}{\partial p_\omega}; \quad p_\omega = P(\mathbf{p}) \frac{\partial X(\mathbf{x})}{\partial x_\omega}$$

for each intermediate input variety ω . From either of these, we can show, by using the Euler's theorem of linear homogenous functions,

$$\mathbf{p}\mathbf{x} = P(\mathbf{p})X(\mathbf{x}) = PX = L.$$

Market size for the intermediate inputs is thus equal to the aggregate income.¹¹ The market share of each variety, s_ω , can be expressed as

$$s_\omega \equiv \frac{p_\omega x_\omega}{\mathbf{p}\mathbf{x}} = \frac{p_\omega x_\omega}{P(\mathbf{p})X(\mathbf{x})} = \frac{\partial \ln P(\mathbf{p})}{\partial \ln p_\omega} = \frac{\partial \ln X(\mathbf{x})}{\partial \ln x_\omega}. \quad (1)$$

2.2. Symmetric H.S.A. Demand System with Gross Substitutes

Melitz (2003) assumed that the production function, $X(\mathbf{x})$, and its corresponding unit cost function, $P(\mathbf{p})$, is given by symmetric CES with gross substitutes. In Matsuyama and Ushchev (2017, section 3), we studied a class of homothetic functions that we called *Homothetic with a*

¹⁰ This budget constraint anticipates that monopolistic competitive firms collectively earn zero net profit in equilibrium due to the free-entry and hence the representative household receive no dividend income.

¹¹ This is due to the one-market setting. In a multi-market setting later, size of each market differs from L .

Single Aggregator (H.S.A.), and in Matsuyama and Ushchev (2020a, 2022, 2023), we restrict this class further by defining over a continuum of varieties and imposing the symmetry and gross substitutability in order to make it applicable to monopolistic competitive settings.

More specifically, a symmetric CRS technology belongs to H.S.A. if it generates the demand system for inputs such that the market share of each input, eq.(1), can also be written as

$$s_\omega = \frac{p_\omega x_\omega}{P(\mathbf{p})X(\mathbf{x})} = \frac{\partial \ln P(\mathbf{p})}{\partial \ln p_\omega} = s\left(\frac{p_\omega}{A(\mathbf{p})}\right), \quad (2)$$

where $s: \mathbb{R}_{++} \rightarrow \mathbb{R}_+$ is the *market share function*, which is *strictly decreasing* as long as $s(z) > 0$ with $\lim_{z \rightarrow \bar{z}} s(z) = 0$, where $\bar{z} \equiv \inf\{z > 0 | s(z) = 0\}$,¹² and $A(\mathbf{p})$ is linear homogenous in \mathbf{p} , defined implicitly by the adding-up constraint,

$$\int_{\Omega} s\left(\frac{p_\omega}{A(\mathbf{p})}\right) d\omega \equiv 1, \quad (3)$$

which ensures, by construction, that the market shares of all inputs are added up to one.¹³

Symmetric CES with gross substitutes is a special case of H.S.A, with $s(z) = \gamma z^{1-\sigma}$ ($\sigma > 1$).

Symmetric translog is another special case, with $s(z) = \max\{-\gamma \ln(z/\bar{z}), 0\}$.¹⁴ Appendix D offers more parametric examples of symmetric H.S.A.

Eqs.(2)-(3) state that the market share of an input is decreasing in its *normalized price*, $z_\omega \equiv p_\omega/A(\mathbf{p})$, defined as its own price, p_ω , divided by the *common price aggregator*, $A(\mathbf{p})$. Notice that $A(\mathbf{p})$ is independent of ω ; it is “the average input price” against which the prices of *all* inputs are measured. In other words, one could keep track of all the cross-price effects in the

¹² We need to ensure that the pass-through rate function defined later $\rho(\cdot)$ is continuous, for which it suffices to assume $s(\cdot) \in C^2(0, \bar{z})$. However, some of the proofs are much simpler if $\rho(\cdot)$ is continuously differentiable. Only for this expositional reason, we assume $s(\cdot) \in C^3(0, \bar{z})$ in this paper. All the parametric examples in this paper satisfy $s(\cdot) \in C^\infty(0, \bar{z})$. Matsuyama and Ushchev (2022; Appendix A) discusses how the analysis of monopolistic competition under H.S.A. might need to be modified if $s(\cdot)$ is *piecewise* $C^2(0, \bar{z})$, i.e., if it has some kinks.

¹³ For $A(\mathbf{p})$ to be well-defined for all $\mathbf{p} = \{p_\omega; \omega \in \Omega\}$ for any Lebesgue measure of Ω , it is necessary to assume $\lim_{z \rightarrow 0} s(z) = \infty$. Though satisfied by CES and translog, this assumption would rule out some properties of the demand system we want to explore. Instead, we assume that L is not too small to ensure that there will be enough firms to enter in equilibrium so that $A(\mathbf{p})$ will be well-defined, as will be seen later.

¹⁴ For $s: \mathbb{R}_{++} \rightarrow \mathbb{R}_+$, satisfying the above conditions, a class of the market share functions, $s_\gamma(z) \equiv \gamma s(z)$ for $\gamma > 0$, generate the same demand system with the same common price aggregator. We just need to renormalize the indices of varieties, as $\omega' = \gamma\omega$, so that $\int_{\Omega} s_\gamma(p_\omega/A(\mathbf{p}))d\omega = \int_{\Omega} s(p_{\omega'}/A(\mathbf{p}))d\omega' = 1$. In this sense, $s_\gamma(z) \equiv \gamma s(z)$ for $\gamma > 0$ are all equivalent. Note also that a class of the market share functions, $s_\lambda(z) \equiv s(\lambda z)$ for $\lambda > 0$, generate the same demand system, with $A_\lambda(\mathbf{p}) = \lambda A(\mathbf{p})$, because $s_\lambda(p_\omega/A_\lambda(\mathbf{p})) = s(\lambda p_\omega/A_\lambda(\mathbf{p})) = s(p_\omega/A(\mathbf{p}))$. In this sense, $s_\lambda(z) \equiv s(\lambda z)$ for $\lambda > 0$ are all equivalent. Using these equivalences, for example, one could obtain the CES case with $s(z) = z^{1-\sigma}$ ($\sigma > 1$) by setting $\gamma = 1$ and the translog case, with $s(z) = \max\{-\ln(z), 0\}$ by setting $\gamma = 1$ and $\lambda = 1/\bar{z} = 1$, without loss of generality.

demand system by looking at a single aggregator, $A(\mathbf{p})$, which is the key feature of H.S.A.¹⁵ The assumption that $s(\cdot)$ is strictly decreasing in $z < \bar{z}$ means that inputs are gross substitutes, because the price elasticity of demand for each input is:¹⁶

$$-\frac{\partial \ln x_\omega}{\partial \ln p_\omega} = 1 - \frac{d \ln s(z_\omega)}{d \ln z_\omega} \equiv 1 - \varepsilon_s(z_\omega) \equiv \zeta(z_\omega) > 1,$$

where the price elasticity function, $\zeta(\cdot) \in C^2(0, \bar{z})$, satisfies $\lim_{z \rightarrow \bar{z}} \zeta(z) = \infty$, if $\bar{z} < \infty$.¹⁷

Furthermore, if $\bar{z} < \infty$, $\bar{z}A(\mathbf{p})$ is the choke price, at which demand for a variety goes to zero.

The unit cost function, $P(\mathbf{p})$, behind this H.S.A. demand system can be obtained by integrating eq.(2), which yields

$$\frac{A(\mathbf{p})}{cP(\mathbf{p})} = \exp \left[\int_{\Omega} \left[\int_{p_\omega/A(\mathbf{p})}^{\bar{z}} \frac{s(\xi)}{\xi} d\xi \right] d\omega \right] \equiv \exp \left[\int_{\Omega} s\left(\frac{p_\omega}{A(\mathbf{p})}\right) \Phi\left(\frac{p_\omega}{A(\mathbf{p})}\right) d\omega \right], \quad (4)$$

where c is a positive constant, proportional to TFP¹⁸ and

$$\Phi(z) \equiv \frac{1}{s(z)} \int_z^{\bar{z}} \frac{s(\xi)}{\xi} d\xi > 0,$$

which captures the productivity gain from having a variety available at the normalized price z , and thus can be interpreted as the measure of love-for-variety (see Matsuyama and Ushchev 2023). The unit cost function, $P(\mathbf{p})$, satisfies the linear homogeneity, monotonicity, and strict quasi-concavity in the interior, and so does the corresponding production function, $X(\mathbf{x})$. This follows from Matsuyama and Ushchev (2017; Proposition 1-i)) and guarantees the integrability of the H.S.A. demand system; that is, the existence of the underlying CRS technology, $X(\mathbf{x})$ or $P(\mathbf{p})$, that generates this H.S.A. demand system. Note that, with the sole exception of CES,

¹⁵ The assumption that the market share function, $s(\cdot)$, is independent of ω is not a defining feature of H.S.A.; it is due to the symmetry of the underlying production function that generates this demand system.

¹⁶ For a differentiable positive-valued function $f(x) > 0$ of a single variable $x > 0$, we make frequent use of “the elasticity operator,” $\varepsilon_f(x) \equiv d \ln f(x) / d \ln x = xf'(x) / f(x)$. Clearly, this operator satisfies the following properties: $\varepsilon_c(x) = 0$ and $\varepsilon_{cf}(x) = \varepsilon_f(x)$ for any constant $c > 0$; $\varepsilon_x(x) = 1$ for the identity function $x > 0$; $\varepsilon_{f_1 f_2}(x) = \varepsilon_{f_1}(x) + \varepsilon_{f_2}(x)$ for the product; $\varepsilon_{1/f}(x) = -\varepsilon_f(x)$ for the inverse; and the chain rule, $\varepsilon_{f_1 \circ f_2}(x) = \varepsilon_{f_1}(f_2(x))\varepsilon_{f_2}(x)$, for the composite $(f_1 \circ f_2)(x) \equiv f_1(f_2(x))$.

¹⁷ Conversely, starting from any price elasticity function satisfying $\zeta(z) > 1$ and $\lim_{z \rightarrow \bar{z}} \zeta(z) = \infty$, if $\bar{z} < \infty$, the market share function can be derived as $s(z) = \exp \left[\int_{z_0}^z [1 - \zeta(\xi)] d\xi / \xi \right]$, where $z_0 \in (0, \bar{z})$ is a constant.

¹⁸ The constant term in eq.(4), which appears by integrating eq.(2), cannot be pinned down. First, $A(\mathbf{p})$, the “average input price”, depends on the unit of measurement of inputs, but not on the unit of measurement of the final good. In contrast, $P(\mathbf{p})$ is the cost of producing one unit of the final good, when the input prices are given by \mathbf{p} . Hence, it depends not only on the unit of measurement of inputs but also on that of the final good. Second, a change in TFP, though it affects $P(\mathbf{p})$, leaves the market share, and hence $A(\mathbf{p})$, unaffected.

$A(\mathbf{p})/P(\mathbf{p})$ is not constant and depends on \mathbf{p} . This can be verified by differentiating eq.(3) to obtain

$$\frac{\partial \ln A(\mathbf{p})}{\partial \ln p_\omega} = \frac{z_\omega s'(z_\omega)}{\int_\Omega s'(z_{\omega'}) z_{\omega'} d\omega'} = \frac{[\zeta(z_\omega) - 1]s(z_\omega)}{\int_\Omega [\zeta(z_{\omega'}) - 1]s(z_{\omega'}) d\omega'}$$

which differs from

$$\frac{\partial \ln P(\mathbf{p})}{\partial \ln p_\omega} = s(z_\omega),$$

unless $\zeta(z) > 1$ is independent of z ; i.e., $\zeta(z) = \sigma \Leftrightarrow s(z) = \gamma z^{1-\sigma}$ with $\sigma > 1$.¹⁹ This should not come as a surprise. After all, $A(\mathbf{p})$ is the ‘‘average input price’’, the inverse measure of competitive pressures for each input, which captures the *cross-price effects* in the demand system, while $P(\mathbf{p})$ is the inverse measure of TFP, which captures the *productivity (or welfare) effects* of price changes. And eq.(4) shows that the ratio of the two, $A(\mathbf{p})/P(\mathbf{p})$, depends on the weighted sum of $\Phi(z_\omega)$, a measure of love-for-variety, which is not constant unless CES. Thus there is no reason to think *a priori* that $A(\mathbf{p})$ and $P(\mathbf{p})$ should move together.

2.3. Monopolistically Competitive Differentiated Intermediate Inputs Producers

2.3.1. Timing

Differentiated intermediate inputs $\omega \in \Omega$ are produced in a monopolistically competitive industry a la Melitz, using labor (the numeraire) as the sole input, with the following timing.

- First, a continuum of ex-ante homogeneous monopolistically competitive firms, each identified by the input variety it produces and hence indexed by ω , decides whether to enter the industry. Every entrant pays a sunk entry cost $F_e > 0$, paid in labor.
- Second, each entrant draws its constant marginal cost $\psi \sim G(\psi)$, paid in labor, where $G(\psi)$ is a cdf, whose support is $(\underline{\psi}, \bar{\psi}) \subseteq (0, \infty)$. Thus, firms become ex-post heterogeneous in their marginal costs of production.²⁰ We assume that $G(\psi) \in C^3(\underline{\psi}, \bar{\psi})$ and hence that its

¹⁹See Matsuyama and Ushchev (2020a; Corollary 2 of Lemma 2). This holds more generally, that is, for asymmetric H.S.A., as well as H.S.A. with gross complements, as shown in Matsuyama and Ushchev (2017; Proposition 1-iii).

²⁰Equivalently, each entrant draws its labor productivity, $\varphi = 1/\psi$, from its cdf, $F(\varphi) = 1 - G(1/\varphi)$, whose support is $\varphi \in (\underline{\varphi}, \bar{\varphi}) \subseteq (0, \infty)$, with $\underline{\varphi} = 1/\bar{\psi}$ and $\bar{\varphi} = 1/\underline{\psi}$. See Appendix A for more detail on the relations between the two cdfs, $F(\cdot)$ and $G(\cdot)$, and between their densities.

pdf, $g(\psi) \equiv G'(\psi) \in C^2(\underline{\psi}, \bar{\psi})$, which ensures that $\mathcal{E}_G(\psi) \equiv \psi g(\psi)/G(\psi) \in C^2(\underline{\psi}, \bar{\psi})$ and $\mathcal{E}_g(\psi) \equiv \psi g'(\psi)/g(\psi) \in C^1(\underline{\psi}, \bar{\psi})$.²¹

- After learning its constant marginal cost, ψ , each entrant chooses whether to exit without producing or stay and produce, in which case it pays an overhead cost $F > 0$. The set of firms that choose to stay and hence the set of intermediate input varieties produced is endogenously determined and denoted by Ω .
- Finally, each firm that chooses to stay sells its product at the profit-maximizing price.

2.3.2. Markup Rate and Pass-Through Rate Functions

After drawing its marginal cost, ψ_ω , firm ω would set its price p_ω to maximize its operating profit, if it would stay, as follows:

$$\Pi_\omega = \max_{p_\omega} (p_\omega - \psi_\omega)x_\omega = \max_{\psi_\omega < p_\omega < \bar{z}A} \left(1 - \frac{\psi_\omega}{p_\omega}\right) s\left(\frac{p_\omega}{A}\right) L,$$

for its *normalized cost*, $\psi_\omega/A \in (0, \bar{z})$, by taking L and A as given.²² Or equivalently, it chooses its normalized price, $z_\omega \equiv p_\omega/A < \bar{z}$, to solve

$$\max_{\psi_\omega/A < z_\omega < \bar{z}} \left(1 - \frac{\psi_\omega/A}{z_\omega}\right) s(z_\omega) \equiv \pi\left(\frac{\psi_\omega}{A}\right) > 0.$$

The FOC is given by

$$z_\omega \left[1 - \frac{1}{\zeta(z_\omega)}\right] = \frac{\psi_\omega}{A},$$

with $\psi_\omega/A < z_\omega < \bar{z}$, where we recall $\zeta(z) \equiv 1 - \frac{d \ln s(z)}{d \ln z} \equiv 1 - \mathcal{E}_s(z) > 1$ is the price elasticity function, satisfying $\lim_{z \rightarrow \bar{z}} \zeta(z) = \infty$, if $\bar{z} < \infty$. The markup rate is hence given by $\zeta(z_\omega)/(\zeta(z_\omega) - 1)$.

In what follows, we impose the following regularity condition for the ease of exposition:

A1: For all $z \in (0, \bar{z})$,

²¹We need to ensure that $\mathcal{E}_g(\cdot)$ is continuous, for which it suffices to assume $G(\cdot) \in C^2(\underline{\psi}, \bar{\psi})$. However, some of the proofs are much simpler if $\mathcal{E}_g(\cdot) \in C^1(\underline{\psi}, \bar{\psi})$. Only for this expositional reason, we assume $G(\cdot) \in C^3(\underline{\psi}, \bar{\psi})$ in this paper. All the parametric distributions discussed in this paper satisfy $G(\cdot) \in C^\infty(\underline{\psi}, \bar{\psi})$.

²²For $\bar{z} < \infty$, no firm that draws $\psi_\omega > \bar{z}A$ would stay.

$$\begin{aligned} \mathcal{E}_{z(\zeta-1)/\zeta}(z) &= 1 + \mathcal{E}_{(\zeta-1)/\zeta}(z) = 1 + \frac{z\zeta'(z)}{[\zeta(z) - 1]\zeta(z)} = 1 - \frac{\mathcal{E}_\zeta(z)}{\mathcal{E}_s(z)} > 0 \\ \Leftrightarrow \mathcal{E}_{\zeta/(\zeta-1)}(z) &= \frac{\mathcal{E}_\zeta(z)}{\mathcal{E}_s(z)} < 1. \\ \Leftrightarrow \mathcal{E}_{s/\zeta}(z) &= \mathcal{E}_s(z) - \mathcal{E}_\zeta(z) = \mathcal{E}_s(z)[1 + \mathcal{E}_{(\zeta-1)/\zeta}(z)] = 1 - \zeta(z) - \mathcal{E}_\zeta(z) < 0. \end{aligned}$$

A1 expresses this regularity condition in three alternative (but equivalent) forms. First, LHS of FOC is strictly increasing in z (i.e., $\mathcal{E}_{z(\zeta-1)/\zeta}(z) > 0$), which means that the marginal revenue is strictly increasing in p_ω (hence strictly decreasing in x_ω) along the demand curve. Second, the markup rate $\zeta(z)/(\zeta(z) - 1)$ cannot go up as fast as z (i.e., $\mathcal{E}_{\zeta/(\zeta-1)}(z) < 1$). Third, that the price elasticity cannot go down as fast as the market share (i.e., $\mathcal{E}_\zeta(z) > \mathcal{E}_s(z)$). Since $\mathcal{E}_s(z) < 0$, **A1** holds whenever the price elasticity is increasing in z (i.e., $\mathcal{E}_\zeta(z) > 0$), hence the markup rate is decreasing in z (i.e., under **A2**, Marshall's 2nd Law, introduced later). **A1** is also equivalent to the condition that the maximized profit, $\Pi = \max_z [1 - \psi/(zA)]s(z)L = [s(z)/\zeta(z)]L$, is strictly decreasing in z .

Because LHS of FOC is C^2 and strictly increasing in z_ω under **A1**, the inverse function theorem implies that the profit maximizing normalized price, z_ω , can be written as a strictly increasing C^2 function of the normalized cost, ψ_ω/A . Hence, the revenue, $R_\omega = s(z_\omega)L$, the profit, $\Pi_\omega = s(z_\omega)/\zeta(z_\omega)L$, can also be written as strictly decreasing C^2 functions of ψ_ω/A . The employment, $L_\omega = R_\omega - \Pi_\omega = [1 - 1/\zeta(z_\omega)]s(z_\omega)L$, can also be written as a C^2 function of ψ_ω/A .²³ Thus, all firms sharing the same ψ would set the same price and earn the same revenue and the same profit. Their outputs and employments are also the same. This allows us to index firms by their ψ . By denoting the profit-maximizing price of all ψ -firms by p_ψ and their normalized price, $z_\psi \equiv p_\psi/A$, the FOC can now be written as:

Lerner Formula:

$$z_\psi \left[1 - \frac{1}{\zeta(z_\psi)} \right] = \frac{\psi}{A}$$

And the inverse function theorem allows us to solve for the profit-maximizing z_ψ as a strictly increasing C^2 function of $\psi/A \in (0, \bar{z})$:

²³Even without **A1**, the profit maximizing z_ω would be strictly increasing and the maximized profit $\Pi_\omega = s(z_\omega)/\zeta(z_\omega)L$ would be strictly decreasing in the normalized cost ψ_ω/A . However, z_ω would be piecewise-continuous (i.e., it would jump up at some values of ψ_ω/A), and Π_ω would be piecewise-differentiable, which would complicate comparative static analysis.

Normalized Price:

$$z_\psi \equiv \frac{p_\psi}{A} = Z\left(\frac{\psi}{A}\right)$$

satisfying $\psi/A < Z(\psi/A) < \bar{z}$ and $\lim_{\psi/A \rightarrow \bar{z}} Z(\psi/A) = \bar{z}$. From this, the price elasticity at the point of the demand curve where ψ -firms choose to operate and their markup rate can both be written as C^2 function of $\psi/A \in (0, \bar{z})$:

Price Elasticity:

$$\zeta(z_\psi) = \zeta\left(Z\left(\frac{\psi}{A}\right)\right) \equiv \sigma\left(\frac{\psi}{A}\right) > 1,$$

Markup Rate:

$$\mu_\psi \equiv \frac{p_\psi}{\psi} = \frac{\zeta(Z(\psi/A))}{\zeta(Z(\psi/A)) - 1} = \frac{\sigma(\psi/A)}{\sigma(\psi/A) - 1} \equiv \mu\left(\frac{\psi}{A}\right) > 1,$$

and it is straightforward to verify that these two functions also satisfy these following relations

$$\frac{1}{\sigma(\psi/A)} + \frac{1}{\mu(\psi/A)} = 1 \Leftrightarrow \left[\sigma\left(\frac{\psi}{A}\right) - 1\right] \left[\mu\left(\frac{\psi}{A}\right) - 1\right] = 1$$

and that their elasticities are related as:

$$\varepsilon_\sigma\left(\frac{\psi}{A}\right) = -\frac{\varepsilon_\mu(\psi/A)}{\mu(\psi/A) - 1} \Leftrightarrow \varepsilon_\mu\left(\frac{\psi}{A}\right) = -\frac{\varepsilon_\sigma(\psi/A)}{\sigma(\psi/A) - 1}$$

We can also obtain, by log-differentiating the Lerner formula, the pass-through rate as a C^1 function of $\psi/A \in (0, \bar{z})$:

Pass-Through Rate:

$$\rho_\psi \equiv \frac{\partial \ln p_\psi}{\partial \ln \psi} = \varepsilon_z\left(\frac{\psi}{A}\right) = \frac{1}{1 + \varepsilon_{1-1/\zeta}(Z(\psi/A))} \equiv \rho\left(\frac{\psi}{A}\right) > 0,$$

where $\rho(\psi/A) > 0$ is ensured by **A1**. It is also straightforward to show that $\rho(\psi/A)$ is related to the elasticities of $\sigma(\psi/A)$ and $\mu(\psi/A)$ as:

$$-\frac{\varepsilon_\sigma(\psi/A)}{\sigma(\psi/A) - 1} = \varepsilon_\mu\left(\frac{\psi}{A}\right) = -\varepsilon_{1-1/\zeta}\left(Z\left(\frac{\psi}{A}\right)\right) \rho\left(\frac{\psi}{A}\right) = \rho\left(\frac{\psi}{A}\right) - 1.$$

It should be noted that, although $Z(\psi/A)$ is always strictly increasing in ψ/A , $\mu(\psi/A)$ and $\rho(\psi/A)$ can be increasing, decreasing, or nonmonotonic at this level of generality. Note also that market size, L , does not enter directly in $\mu(\psi/A)$ and $\rho(\psi/A)$, which means that market size may affect the markup and pass-through rates only indirectly through its effect on A .

2.3.3. Profit, Revenue and Employment Functions

The revenue, the (gross) profit and the (variable) employment are all expressed as functions of a single variable, ψ/A , multiplied by market size, L , as follows:²⁴

$$\text{Revenue:} \quad R_\psi \equiv s(z_\psi)L = s\left(Z\left(\frac{\psi}{A}\right)\right)L \equiv r\left(\frac{\psi}{A}\right)L,$$

$$\text{Profit:} \quad \Pi_\psi \equiv \left(1 - \frac{\psi/A}{z_\psi}\right)s(z_\psi)L = \frac{s(Z(\psi/A))}{\zeta(Z(\psi/A))}L = \frac{r(\psi/A)}{\sigma(\psi/A)}L \equiv \pi\left(\frac{\psi}{A}\right)L,$$

$$\text{Employment:} \quad L_\psi \equiv R_\psi - \Pi_\psi = \left[1 - \frac{1}{\zeta(z_\psi)}\right]s(z_\psi)L = \frac{r(\psi/A)}{\mu(\psi/A)}L \equiv \ell\left(\frac{\psi}{A}\right)L.$$

Furthermore, the elasticities of $r(\psi/A)$, $\pi(\psi/A)$, and $\ell(\psi/A)$ can be written solely in terms of $\sigma(\psi/A)$ and $\rho(\psi/A)$ as follows:

$$\varepsilon_r\left(\frac{\psi}{A}\right) = \varepsilon_{s \circ Z}\left(\frac{\psi}{A}\right) = \varepsilon_s\left(Z\left(\frac{\psi}{A}\right)\right)\varepsilon_Z\left(\frac{\psi}{A}\right) = \left[1 - \sigma\left(\frac{\psi}{A}\right)\right]\rho\left(\frac{\psi}{A}\right) < 0;$$

$$\varepsilon_\pi\left(\frac{\psi}{A}\right) = \varepsilon_{r/\sigma}\left(\frac{\psi}{A}\right) = \varepsilon_r\left(\frac{\psi}{A}\right) - \varepsilon_\sigma\left(\frac{\psi}{A}\right) = 1 - \sigma\left(\frac{\psi}{A}\right) < 0;$$

$$\varepsilon_\ell\left(\frac{\psi}{A}\right) = \varepsilon_{r/\mu}\left(\frac{\psi}{A}\right) = \varepsilon_r\left(\frac{\psi}{A}\right) - \varepsilon_\mu\left(\frac{\psi}{A}\right) = 1 - \rho\left(\frac{\psi}{A}\right)\sigma\left(\frac{\psi}{A}\right) \geq 0.$$

Because $\sigma(\cdot)$ is C^2 and $\rho(\cdot)$ is C^1 , these elasticities are all C^1 functions of ψ/A . Since $\sigma(\cdot) > 1$, $\varepsilon_r(\cdot) < 0$ and $\varepsilon_\pi(\cdot) < 0$, and hence the revenue, $r(\psi/A)L$, and the profit, $\pi(\psi/A)L$, are always strictly decreasing in ψ/A . In contrast, $\varepsilon_\ell(\cdot)$ can change its sign, and hence the employment, $\ell(\psi/A)L$, is generally nonmonotonic. However, its elasticity is related to those of the revenue and the markup rate. If the markup rate is decreasing in ψ/A (i.e., $-\varepsilon_\mu(\psi/A) > 0$), the employment cannot decline as fast as the revenue (i.e., $\varepsilon_\ell(\psi/A) = \varepsilon_r(\psi/A) - \varepsilon_\mu(\psi/A) > \varepsilon_r(\psi/A)$). Indeed, the employment is increasing in ψ/A , if the markup rate declines faster than the revenue (i.e., $-\varepsilon_\mu(\psi/A) > -\varepsilon_r(\psi/A) > 0$).

2.4. Equilibrium Conditions

Monopolistic competitive firms enter as long as their expected profit is equal to their entry cost. Assuming $F_e + F < \pi(0)L$, the free entry condition is given by

²⁴This is one of the major advantages of using H.S.A. If we had used HDIA or HIIA instead, two aggregators would be needed to express the revenue, profit, and employment of each firm.

$$\int_{\underline{\psi}}^{\bar{\psi}} \max\{\Pi_{\psi} - F, 0\} dG(\psi) = \int_{\underline{\psi}}^{\bar{\psi}} \max\left\{\pi\left(\frac{\psi}{A}\right)L - F, 0\right\} dG(\psi) = F_e > 0.$$

where F_e is the sunk entry cost. Since $\pi(\psi/A)$ is strictly decreasing in ψ , there exists a unique **cutoff** level of the marginal cost, ψ_c , for each A given by

$$\text{Cutoff Rule:} \quad \pi\left(\frac{\psi_c}{A}\right)L = F \Leftrightarrow \frac{\psi_c}{A} = \pi^{-1}\left(\frac{F}{L}\right) < \bar{\psi} \quad (5)$$

such that firms stay and produce if $\psi \in (\underline{\psi}, \psi_c)$ and exit without producing if $\psi \in (\psi_c, \bar{\psi})$,

assuming the interior solution, $0 < G(\psi_c) < 1$. Then, the free entry condition can be written as:

$$\text{Free Entry Condition:} \quad F_e = \int_{\underline{\psi}}^{\psi_c} \left[\pi\left(\frac{\psi}{A}\right)L - F \right] dG(\psi). \quad (6)$$

In Figure 1, the cutoff rule, eq.(5), is depicted as the ray with the slope, $\pi^{-1}(F/L)$, which is decreasing in F/L . Along the cutoff rule, more competitive pressures, a lower A , leads to a tougher selection, a lower ψ_c . The free-entry condition, eq.(6), has a negative slope below the cutoff rule, and a positive slope above the cutoff, and is tangent to a vertical line at the cutoff, because the cutoff rule maximizes the expected profit.²⁵ Clearly, these two conditions jointly determine the equilibrium values of $A = A(\mathbf{p})$ and ψ_c uniquely as C^2 -functions of F_e/L and F/L . The interior solution, $0 < G(\psi_c) < 1$, is ensured under:

$$0 < \frac{F_e}{L} = \int_{\underline{\psi}}^{\psi_c} \left[\pi\left(\pi^{-1}\left(\frac{F}{L}\right)\frac{\psi}{\psi_c}\right) - \frac{F}{L} \right] dG(\psi) < \int_{\underline{\psi}}^{\bar{\psi}} \left[\pi\left(\pi^{-1}\left(\frac{F}{L}\right)\frac{\psi}{\bar{\psi}}\right) - \frac{F}{L} \right] dG(\psi),$$

which is assumed to hold throughout the paper.²⁶ Note that this condition holds for a sufficiently small $F_e > 0$ with no further restrictions on $G(\cdot)$ or $s(\cdot)$.

Having $A = A(\mathbf{p})$ and ψ_c pinned down uniquely by eqs.(5)-(6), let us turn to the mass of the entrants, M , that pay the entry cost F_e .²⁷ By rewriting the adding-up constraint, eq.(3) as:

²⁵As $A \rightarrow \infty$, the free entry condition curve is asymptotic to the horizontal line defined by $G(\psi_c) = F_e/[\pi(0)L - F]$, which is bounded away from the lower bound, $\psi_c = \underline{\psi}$, if and only if $\pi(0) < \infty$.

²⁶For $\bar{\psi} = \infty$, this condition is reduced to $\pi(0)L > F_e + F > F_e > 0$, which is already assumed. For $\bar{\psi} < \infty$, the upper bound on F_e is less than $\pi(0)L - F$, and simple algebra can show that this upper bound is independent of L under CES, while increasing in L under **A2** introduced later.

²⁷What makes H.S.A. particularly tractable is this recursive structure. Under HDIA and HIIA, the two other classes of the demand system studied in Matsuyama and Ushchev (2020a), the market share of each firm depends on the two aggregators, one affecting the pricing decision of the firm and the other its entry decision. As a result, the free-entry equilibrium is determined jointly by the three conditions. This complicates not only comparative statics, but also requires further assumptions on the firm distribution and the demand system to ensure the existence and the uniqueness of the equilibrium.

$$1 \equiv \int_{\Omega} s\left(\frac{p\omega}{A}\right) d\omega = M \int_{\underline{\psi}}^{\psi_c} s\left(Z\left(\frac{\psi}{A}\right)\right) dG(\psi) = M \int_{\underline{\psi}}^{\psi_c} r\left(\frac{\psi}{A}\right) dG(\psi),$$

the equilibrium values of M can be given by:

$$M = \left[\int_{\underline{\psi}}^{\psi_c} r\left(\frac{\psi}{A}\right) dG(\psi) \right]^{-1} = \left[\int_{\underline{\xi}}^1 r\left(\pi^{-1}\left(\frac{F}{L}\right)\xi\right) dG(\psi_c\xi) \right]^{-1} \quad (7)$$

as a C^2 -function of F_e/L and F/L .

Eq.(5) through eq.(7) fully determine the equilibrium.²⁸ For the equilibrium value of $MG(\psi_c)$, the mass of firms that stay, which is equal to the Lebesgue measure of Ω , we can use eq.(7) to obtain

$$MG(\psi_c) = \left[\int_{\underline{\psi}}^{\psi_c} r\left(\frac{\psi}{A}\right) \frac{dG(\psi)}{G(\psi_c)} \right]^{-1} = \left[\int_{\underline{\xi}}^1 r\left(\pi^{-1}\left(\frac{F}{L}\right)\xi\right) d\tilde{G}(\xi; \psi_c) \right]^{-1}, \quad (8)$$

where the second equality is obtained by changing variables as $\xi \equiv \psi/\psi_c$ with $\underline{\xi} \equiv \underline{\psi}/\psi_c$, and

$$\tilde{G}(\xi; \psi_c) \equiv \frac{G(\psi_c\xi)}{G(\psi_c)}$$

is the cdf of the marginal cost relative to the cutoff marginal cost among the firms that stay.

Lemma 2 of Appendix A shows that a lower ψ_c (tougher selection) shifts $\tilde{G}(\xi; \psi_c)$ to the right in the MLR ordering if $\mathcal{E}'_g(\psi) < 0$, and to the right in the FSD ordering if $\mathcal{E}'_G(\psi) < 0$, while a lower ψ_c shifts $\tilde{G}(\xi; \psi_c)$ to the left in the MLR ordering if $\mathcal{E}'_g(\psi) > 0$, and to the left in the FSD ordering if $\mathcal{E}'_G(\psi) > 0$.²⁹ The knife-edge case, where $\tilde{G}(\xi; \psi_c)$ is independent of ψ_c , occurs when $\mathcal{E}'_g(\psi) = \mathcal{E}'_G(\psi) = 0$, i.e., when $G(\cdot)$ is a power function (and firm productivity is Pareto-distributed).

2.5. Aggregate Labor Cost and Profit Shares and TFP

²⁸The Walras Law ensures the labor market equilibrium. This can be verified as: labor demand per entrant = $F_e + FG(\psi_c) + \int_{\underline{\psi}}^{\psi_c} \ell(\psi/A)LdG(\psi) = \int_{\underline{\psi}}^{\psi_c} [\pi(\psi/A)L + \ell(\psi/A)L]dG(\psi) = L \int_{\underline{\psi}}^{\psi_c} r(\psi/A)dG(\psi) = L/M$, where eq.(5) and eq.(3), are used in the second and the last equalities. Of course, for these equilibrium conditions to be well-defined, the integrals in eq.(6) and eq.(7) must be finite, which is clearly the case if $\underline{\psi} > 0$. For $\underline{\psi} = 0$, Lemma 4 of Appendix B shows that $1 \leq \lim_{z \rightarrow 0} \zeta(z) < 2 + \lim_{\psi \rightarrow 0} \mathcal{E}'_g(\psi) < \infty$ is a sufficient condition.

²⁹Lemma 1 of Appendix A shows that $\mathcal{E}'_g(\psi) < 0$ always implies $\mathcal{E}'_G(\psi) < 0$, while $\mathcal{E}'_g(\psi) \geq 0$ implies $\mathcal{E}'_G(\psi) \geq 0$ only with some additional conditions. In Generalized Pareto (Example 2 of Appendix A), $\mathcal{E}'_g(\psi) \geq 0$, depending on the parameters. Lognormal (Example 3) and Fréchet/Weibull (Example 4) satisfy $\mathcal{E}'_g(\psi) < 0$ hence $\mathcal{E}'_G(\psi) < 0$.

For any two functions of ψ/A , $w(\cdot)$ and $f(\cdot)$, we denote the $w(\cdot)$ -weighted average of $f(\cdot)$ among the active firms, $\psi \in (\underline{\psi}, \psi_c)$, by

$$\mathbb{E}_w(f) \equiv \frac{\int_{\underline{\psi}}^{\psi_c} f(\psi/A)w(\psi/A)dG(\psi)}{\int_{\underline{\psi}}^{\psi_c} w(\psi/A)dG(\psi)} = \frac{\int_{\underline{\psi}}^{\psi_c} f(\psi/A)w(\psi/A)\frac{dG(\psi)}{G(\psi_c)}}{\int_{\underline{\psi}}^{\psi_c} w(\psi/A)\frac{dG(\psi)}{G(\psi_c)}}.$$

Likewise, we denote the unweighted average of $f(\cdot)$ among the active firms, $\psi \in (\underline{\psi}, \psi_c)$ by

$$\mathbb{E}_1(f) \equiv \frac{\int_{\underline{\psi}}^{\psi_c} f(\psi/A)dG(\psi)}{\int_{\underline{\psi}}^{\psi_c} dG(\psi)} = \int_{\underline{\psi}}^{\psi_c} f\left(\frac{\psi}{A}\right)\frac{dG(\psi)}{G(\psi_c)}.$$

From these definitions, one can immediately derive the following identity:

$$\mathbb{E}_w\left(\frac{f}{w}\right) = \frac{\mathbb{E}_1(f)}{\mathbb{E}_1(w)} = \left[\frac{\mathbb{E}_1(w)}{\mathbb{E}_1(f)}\right]^{-1} = \left[\mathbb{E}_f\left(\frac{w}{f}\right)\right]^{-1}.$$

By applying this identity to $\pi(\cdot)/r(\cdot) = 1 - \ell(\cdot)/r(\cdot) = 1/\sigma(\cdot) = 1 - 1/\mu(\cdot)$, the aggregate labor cost share, which is the average inverse markup rate, can be expressed as:

$$\frac{\mathbb{E}_1(\ell)}{\mathbb{E}_1(r)} = \mathbb{E}_r\left(\frac{1}{\mu}\right) = 1 - \left[\mathbb{E}_\pi\left(\frac{\mu}{\mu - 1}\right)\right]^{-1} = \frac{1}{\mathbb{E}_\ell(\mu)},$$

which shows that the aggregate labor cost share is given by the arithmetic mean of firm-level labor cost share, if weighted by revenue or by the harmonic mean if weighted by employment.³⁰

Likewise, the aggregate profit share, which is the average inverse price elasticity, can be expressed as:

$$\frac{\mathbb{E}_1(\pi)}{\mathbb{E}_1(r)} = \mathbb{E}_r\left(\frac{1}{\sigma}\right) = \frac{1}{\mathbb{E}_\pi(\sigma)} = 1 - \left[\mathbb{E}_\ell\left(\frac{\sigma}{\sigma - 1}\right)\right]^{-1},$$

which shows that the aggregate profit share is given by the arithmetic mean of firm-level profit share, if weighted by revenue or by the harmonic mean if weighted by profit.

For TFP, $X/L = X(\mathbf{x})/L = 1/P(\mathbf{p})$, which is equal to the aggregate consumption per unit of labor, and the welfare measure, can be obtained from eq.(4) and eq.(7) as

$$\frac{X}{L} = \frac{1}{P} = \frac{c}{A} \exp[\mathbb{E}_r[\Phi \circ Z]].$$

³⁰This also suggests that the average markup rate should be measured by the harmonic mean of firm-level markup rate if weighted by revenue and the arithmetic mean if weighted by employment, as pointed out by Baqaee, Farhi, and Sangani (2023) and Edmond, Midrigan, and Xu (2023).

3. Revisiting the Original Melitz Model: CES Benchmark

As a benchmark, consider first the case of CES, studied by Melitz (2003), which is a special case of H.S.A., $\zeta(z) = \sigma > 1$ for all $z \in (0, \infty)$ or equivalently, $s(z) = \gamma z^{1-\sigma}$ for all $z \in (0, \infty)$. Even though Melitz under CES is well-known, it is instructive to obtain its properties as a special case of Melitz under H.S.A., because his analysis and its countless reproduction by those who follow-- see a survey by Melitz and Redding (2014)--make heavy use of CES from the very beginning. This makes it hard to see which properties of the Melitz model are specific to CES or which ones can be generalized under H.S.A.

The markup rate is simply $\mu(\psi/A) = \sigma/(\sigma - 1)$, and the pass-through rate is $\rho(\psi/A) = 1$. Hence, they are both uniform across all firms, unaffected by $L, F_e, F, G(\cdot), A, \psi_c$, and thus never change across equilibriums. The profit is $\pi(\psi/A)L = c_0 L (\psi/A)^{1-\sigma}$, where $c_0 \equiv (\gamma/\sigma)(1 - 1/\sigma)^{\sigma-1}$. Thus, the cutoff rule, eq.(5), and free entry condition, eq.(6), become:

Cutoff Rule:
$$c_0 L \left(\frac{\psi_c}{A} \right)^{1-\sigma} = F.$$

Free Entry Condition:
$$\int_{\underline{\psi}}^{\psi_c} \left[c_0 L \left(\frac{\psi}{A} \right)^{1-\sigma} - F \right] dG(\psi) = F_e;$$

As shown in Figure 2, the cutoff rule and the free-entry condition have the unique intersection.³¹ An increase in L shifts the cutoff rule counter-clockwise, and the free-entry condition to the left, from the dashed curves to the solid ones. To see how the intersection moves, eliminate L from these two conditions to obtain

$$\int_{\underline{\psi}}^{\psi_c} \left(\left(\frac{\psi}{\psi_c} \right)^{1-\sigma} - 1 \right) dG(\psi) = \frac{F_e}{F}. \quad (9)$$

As L increases, the intersection moves to the left along the locus given by eq.(9), which is independent of A , as depicted by the horizontal dotted line in Figure 2.³² The equilibrium cutoff, ψ_c , is thus independent of L . Eq.(9) also shows that the equilibrium cutoff, ψ_c , declines in response to a lower F_e/F and to an improvement in productivity distribution, captured by a first-order stochastic dominant (FSD) shift of $\psi \sim G(\cdot)$ to the left. Furthermore, A can be expressed as

³¹ This proof of the existence and uniqueness of the equilibrium is simpler than Melitz (2003; Appendix B).

³² The expression analogous to eq.(9) has been known; see, e.g., eq.(13) of Bernard, Redding and Schott (2007).

$$A = \psi_c \left(\frac{c_0 L}{F} \right)^{\frac{1}{1-\sigma}} = \left(\frac{c_0 L}{F_e} \int_{\underline{\psi}}^{\psi_c} [(\psi)^{1-\sigma} - (\psi_c)^{1-\sigma}] dG(\psi) \right)^{\frac{1}{1-\sigma}}.$$

Thus, a higher L , a lower F_e , a lower F , and a FSD shift of $\psi \sim G(\cdot)$ to the left all lead to more competitive pressures, a lower A . Since A/P is constant under CES, the effect on P is the same, and the effect on TFP, $X/L = 1/P$, goes the opposite direction.

The revenue, the (gross) profit and the (variable) employment of a ψ -firm are:

Revenue:
$$r \left(\frac{\psi}{A} \right) L = \sigma c_0 L \left(\frac{\psi}{A} \right)^{1-\sigma} = \sigma F \left(\frac{\psi}{\psi_c} \right)^{1-\sigma} \geq \sigma F$$

Profit:
$$\pi \left(\frac{\psi}{A} \right) L = c_0 L \left(\frac{\psi}{A} \right)^{1-\sigma} = F \left(\frac{\psi}{\psi_c} \right)^{1-\sigma} \geq F$$

Employment:
$$\ell \left(\frac{\psi}{A} \right) L = (\sigma - 1) c_0 L \left(\frac{\psi}{A} \right)^{1-\sigma} = (\sigma - 1) F \left(\frac{\psi}{\psi_c} \right)^{1-\sigma} \geq (\sigma - 1) F$$

which are all decreasing power functions in ψ with the exponent, $1 - \sigma < 0$. Thus, their ratios across two firms with $\psi, \psi' \in (\underline{\psi}, \psi_c)$, given by $(\psi/\psi')^{1-\sigma} > 1$, are independent of L, F_e, F and $G(\cdot)$, as well as A and ψ_c . Hence, the relative size of two firms, whether measured in the revenue, profit, or variable employment, never changes across different equilibriums.

From the free entry condition and the adding-up constraint, $M[F_e + G(\psi_c)F] = L/\sigma$, which states that the aggregate entry cost plus the aggregate expected fixed cost is equal to the aggregate profit. Using eq.(9), this can be further rewritten to obtain:

$$M = \frac{L/\sigma}{F_e + G(\psi_c)F} = \frac{L}{\sigma F_e} \left[1 - \frac{1}{H(\psi_c)} \right]; \quad MG(\psi_c) = \frac{L/\sigma}{F_e/G(\psi_c) + F} = \frac{L}{H(\psi_c)\sigma F'}$$

where $H(\psi_c) \equiv \int_{\underline{\xi}}^1 (\xi)^{1-\sigma} d\tilde{G}(\xi; \psi_c)$. Since $(\xi)^{1-\sigma}$ is decreasing, Lemma 2 implies

$$\mathcal{E}'_G(\cdot) \geq 0 \Rightarrow H'(\psi_c) \leq 0,$$

from which it is straightforward to verify the following:

Proposition 1: Under CES,

- 1a: A higher L keeps ψ_c unaffected and increases both M and $MG(\psi_c)$ *proportionately*;
- 1b: A lower F_e decreases ψ_c and increases M ; It increases $MG(\psi_c)$ if $\mathcal{E}'_G(\psi) < 0$, decreases $MG(\psi_c)$ if $\mathcal{E}'_G(\psi) > 0$ and keeps $MG(\psi_c)$ unaffected if $\mathcal{E}'_G(\psi) = 0$;
- 1c: A lower F increases ψ_c and increases $MG(\psi_c)$; It increases M if $\mathcal{E}'_G(\psi) < 0$, decreases M if $\mathcal{E}'_G(\psi) > 0$ and keeps M unaffected if $\mathcal{E}'_G(\psi) = 0$.

Although most of these results are known, the result that the sign of $d[MG(\psi_c)]/dF_e$ and the sign of dM/dF are the same with the sign of $\mathcal{E}'_G(\psi)$ seems new.³³ A FSD shift of $G(\cdot)$ to the left reduces ψ_c . However, its effects on M and $MG(\psi_c)$ are ambiguous in general.³⁴

To summarize the market size effects under CES, the markup rate is independent of market size and uniform across all active firms. Furthermore, market size has no effect on the cutoff, ψ_c , and hence on the productivity distribution as well as the revenue and employment across active firms, which are all monotonically increasing in the firm's productivity. Market size only increases the masses of entrants and of active firms proportionately. All adjustments are at the extensive margin.

4. Melitz under H.S.A.: Cross-Sectional Implications

We now depart from CES. Even though the 2nd and the 3rd laws may not be the universal laws, satisfied in every single sector in every single country, there seems to be ample evidence in their support, as cited in the introduction, so that we will primarily focus on the implications of the 2nd and the 3rd law. In this section, we explore how the impacts of more competitive pressures (a lower A) vary across heterogeneous firms, first under the 2nd law and then under the 3rd law. Of course, A is an endogenous variable, whose change must be triggered by a change in some exogenous variables in general equilibrium. Nevertheless, we postpone the general equilibrium comparative statics analysis to the next section.

4.1. Cross-Sectional Implications of the 2nd Law of Demand

A2: $\zeta'(z) > 0$ for all $z \in (0, \bar{z}) \Leftrightarrow \sigma'(\psi/A) = \zeta'(Z(\psi/A))Z'(\psi/A) > 0$ for all $\psi/A \in (0, \bar{z})$

Under **A2**, $\mathcal{E}_\zeta(z) > 0 > \mathcal{E}_s(z)$ for all $z \in (0, \bar{z})$. Hence, **A1** is ensured under **A2**. This assumption means that the price elasticity of demand, $\zeta(p_\psi/A)$, is strictly increasing in its price,

³³We inquired Melitz about this, to which he replied that he had not seen these results. Appendix A shows that, $\mathcal{E}'_g(\cdot) < 0$ and $\mathcal{E}'_G(\cdot) < 0$ for Fréchet, Weibull, and Lognormal, which suggests, among others, that the results obtained by some recent studies on the Melitz model under Lognormal, e.g., Head, Mayer, and Theonig (2014), are qualitatively robust to any distribution with $\mathcal{E}'_g(\cdot) < 0$.

³⁴To see this, consider the case of power-distributed marginal cost (i.e., Pareto-distributed productivity), $G(\psi) = (\psi/\bar{\psi})^\kappa$, $0 < \psi < \bar{\psi}$, $\kappa > \sigma - 1$, so that $\mathcal{E}'_G(\cdot) = 0$ and $\tilde{G}(\xi; \psi_c) = \xi^\kappa$, and $H(\psi_c) = \int_0^1 \kappa(\xi)^{\kappa-\sigma} d\xi = \frac{\kappa}{\kappa-\sigma+1} > 1$ is independent of ψ_c . Under the condition that ensures the interior solution, $G(\psi_c) = \frac{\kappa-\sigma+1}{\sigma-1} \left(\frac{F_e}{F}\right) < 1$, we have $M = \frac{\sigma-1}{\kappa} \left(\frac{L}{\sigma F_e}\right) > MG(\psi_c) = \frac{\kappa-\sigma+1}{\kappa} \left(\frac{L}{\sigma F}\right)$. Thus, a FSD shift in G , due to a change in $\bar{\psi}$, has no effect on $G(\psi_c)$, M nor $MG(\psi_c)$, while a FSD shift in G , due to a change in κ , affects $G(\psi_c)$, M and $MG(\psi_c)$.

p_ψ for a fixed A , which each firm takes as given. It is thus equivalent to Marshall's 2nd Law of demand. Under **A2**, $\zeta(Z(\psi/A)) = \sigma(\psi/A)$ is a strictly increasing function of ψ/A . It means that $\mathcal{E}_{\zeta/(\zeta-1)}(z) = \mathcal{E}_\zeta(z)/\mathcal{E}_s(z) < 0$, hence $\mathcal{E}_\mu(\psi/A) = \mathcal{E}_{[\zeta/(\zeta-1)] \circ Z}(\psi/A) = \mathcal{E}_{\zeta/(\zeta-1)}(Z(\psi/A))\rho(\psi/A) < 0$ and

$$\rho\left(\frac{\psi}{A}\right) = \mathcal{E}_z\left(\frac{\psi}{A}\right) = 1 + \mathcal{E}_\mu\left(\frac{\psi}{A}\right) < 1,$$

so that less productive firms have lower markup rates and that the price responds less than proportionately to a change in the marginal cost (**Incomplete Pass-Through**). Furthermore,

$$\frac{\partial \ln p_\psi}{\partial \ln A} = \frac{\partial \ln(Z(\psi/A)A)}{\partial \ln A} = 1 - \frac{d \ln(Z(\psi/A))}{d \ln(\psi/A)} = 1 - \mathcal{E}_z\left(\frac{\psi}{A}\right) = 1 - \rho\left(\frac{\psi}{A}\right) > 0.$$

Thus, the firm reduces its price (and its markup rate) in response to more competitive pressures, a lower A , which occurs either when other firms reduce their prices (**Strategic complementarity in pricing**) or when more firms enter (**Procompetitive entry**).³⁵

For further exploration, let us reformulate the definitions of log-super(sub)modularity specifically for our context. A positive-valued C^2 -function f of a single variable, $\psi/A > 0$, $f(\psi/A)$, when viewed as a function of the two variables, ψ and A , is strictly *log-super(sub)modular* in ψ and A if $\partial^2 \ln f(\psi/A)/\partial \psi \partial A > (<)0$. Or, we sometimes say, more simply, that $f(\psi/A)$ is strictly *log-super(sub)modular*, when this condition holds. The log-super(sub)modularity of a decreasing function $f(\psi/A)$ thus means that more competitive pressures, a lower A , causes a disproportionately larger (smaller) decline in $f(\psi/A)$ for a higher ψ . The next lemma offers a simple way of verifying the log-super(sub)modularity of $f(\psi/A)$.

Lemma 5: For any positive-valued C^2 -function f of a single variable, $\psi/A > 0$,

$$\text{sgn}\left\{\frac{\partial^2 \ln f(\psi/A)}{\partial \psi \partial A}\right\} = -\text{sgn}\left\{\mathcal{E}'_f\left(\frac{\psi}{A}\right)\right\} = -\text{sgn}\left\{\frac{d^2 \ln f(e^{\ln(\psi/A)})}{(d \ln(\psi/A))^2}\right\}.$$

The proof is straightforward and hence omitted. This lemma, which is known,³⁶ states that $f(\psi/A)$ is strictly *log-super(sub)modular* in ψ and A if and only if $\mathcal{E}_f(\cdot)$ is strictly

³⁵As pointed out in Matsuyama and Ushchev (2020a), the 2nd law of demand (or incomplete pass-through) is in general neither sufficient nor necessary for procompetitive entry (or strategic complementarity in price), since the former is about the property of the individual demand curve, while the latter is about the property of the entire demand system. They are equivalent under H.S.A., since the single aggregator A , which captures all the interaction across firms, enters the price elasticity function only as ψ/A , so that a change in A is isomorphic to a change in ψ , acting as a magnifier of firm heterogeneity.

decreasing(increasing), that is, if and only if $\ln f(e^x) = \ln f(\psi/A)$ is strictly concave (convex) in $x \equiv \ln(\psi/A)$. Since $\mathcal{E}_\pi(\psi/A) = 1 - \sigma(\psi/A) < 0$ is strictly decreasing in ψ/A under **A2**, Lemma 5 immediately tells us that the profit, $\pi(\psi/A)L$, is strictly log-supermodular in ψ and A .

The next proposition summarizes these implications of **A2**,

Proposition 2 (Cross-Sectional Implications of 2nd Law): Under **A2**,

2a (Incomplete pass-through):

$$\mathcal{E}_\mu\left(\frac{\psi}{A}\right) < 0 \Leftrightarrow 0 < \rho\left(\frac{\psi}{A}\right) = 1 + \mathcal{E}_\mu\left(\frac{\psi}{A}\right) = 1 - \mathcal{E}_{1/\mu}\left(\frac{\psi}{A}\right) < 1.$$

2b (Procompetitive effect/strategic complementarity):

$$\frac{\partial \ln p_\psi}{\partial \ln A} = 1 - \rho\left(\frac{\psi}{A}\right) = -\mathcal{E}_\mu\left(\frac{\psi}{A}\right) = \mathcal{E}_{1/\mu}\left(\frac{\psi}{A}\right) > 0.$$

2c (Strictly log-supermodular profit):

$$\mathcal{E}'_\pi\left(\frac{\psi}{A}\right) = -\sigma'\left(\frac{\psi}{A}\right) < 0 \Leftrightarrow \frac{\partial^2 \ln \pi(\psi/A)L}{\partial \psi \partial A} > 0.$$

Because $\pi(\psi/A)$ is strictly log-supermodular, more competitive pressures, a lower A , causes a proportionately larger decline in the profit among higher- ψ firms. Because higher- ψ firms have lower profits, this implies that more competitive pressures lead to a larger dispersion of profits across firms with the profit density shifting toward lower- ψ firms. Figure 3a illustrates this by plotting the graphs of log-profit, $\ln \Pi_\psi$, as a function of log-marginal cost, $\ln \psi$. The graph is always downward-sloping, and it is strictly concave under **A2**. The effect of a lower A , for a fixed L , is captured by a parallel leftward shift of the graph, which means a larger downward shift for high- ψ due to the concavity. Thus, higher- ψ firms experience proportionately larger decline in the profit.³⁷

4.2. Cross-Sectional Implications of the 3rd Law of Demand

³⁶ See, e.g., Sampson (2016; Lemma 1) and Davis and Dingel (2020; Lemma 8).

³⁷Figure 3a also depicts the effect of a higher L for a fixed A as a parallel upward shift of the graph. In Proposition 6, it will be shown that a higher L always leads to a lower A . Thus, if A declines due to a higher L , the full impact of a higher L on the profit is captured by a combination of the parallel upward shift (the positive direct effect) and the parallel leftward shift (the indirect effect due to a lower A). Notice that the positive direct effect is uniform across firms, while the negative indirect effect is disproportionately smaller for low- ψ firms under **A2**. In Proposition 7a, it will be shown that the combined effect leads to a clockwise rotation of the graph, as depicted in Figure 3a, around the pivot point, which is located strictly below the cutoff ψ_c . This means that a higher L causes the profits to go up among low- ψ firms and to go down among high- ψ firms, generating what Mrázová-Neary (2017; 2019) dubbed as The Matthew Effect, “to those who have, more shall be given.”

A2 alone ensures neither log-supermodularity nor log-submodularity of $Z(\psi/A)$, $r(\psi/A)L$ or $\ell(\psi/A)L$, since the monotonicity of $\sigma(\cdot)$ alone does not imply the monotonicity of $\mathcal{E}_Z(\cdot) = \rho(\cdot)$; $\mathcal{E}_r(\cdot) = [1 - \sigma(\cdot)]\rho(\cdot)$; and $\mathcal{E}_\ell(\cdot) = 1 - \rho(\cdot)\sigma(\cdot)$. Partially motivated by this, we now consider the following assumption.

A3: For all $z \in (0, \bar{z})$,

$$\mathcal{E}'_{\zeta/(\zeta-1)}(z) = -\frac{d}{dz} \left(\frac{z\zeta'(z)}{[\zeta(z) - 1]\zeta(z)} \right) \geq 0 \Leftrightarrow \rho' \left(\frac{\psi}{A} \right) \geq 0$$

A3 means that the pass-through rate is weakly increasing in ψ , which we shall call **the 3rd Law of demand**. In particular, we call it the weak 3rd Law of demand or simply **the weak A3** when the inequality in **A3** holds weakly, and the strong 3rd Law of demand or simply **the strong A3**, when the inequality in **A3** holds strictly and hence the pass-through rate is strictly increasing in ψ . Of the three parametric families of H.S.A. discussed in Appendix D, Generalized Translog satisfies **A2** but violates even the weak **A3**; Constant Pass-Through (CoPaTh) satisfies **A2** and the weak **A3**, but violates the strong **A3**; and Power Elasticity of Markup Rates (PEM) satisfies both **A2** and the strong **A3**.

Then, using Lemma 5, we have the following proposition:

Proposition 3 (Cross-Sectional Implications of 3rd Law):

3a (Weak (strict) log-submodular price and markup rate): Under **the weak (strong) A3**,

$$\mathcal{E}'_Z \left(\frac{\psi}{A} \right) = \rho' \left(\frac{\psi}{A} \right) \geq (>) < 0 \Leftrightarrow \frac{\partial^2 \ln(Z(\psi/A)A)}{\partial \psi \partial A} = \frac{\partial^2 \ln \mu(\psi/A)}{\partial \psi \partial A} \leq (<) > 0,$$

3b (Strict log-supermodular revenue): Under **A2** and **the weak A3**,

$$\mathcal{E}'_r \left(\frac{\psi}{A} \right) = \left[1 - \sigma \left(\frac{\psi}{A} \right) \right] \rho' \left(\frac{\psi}{A} \right) - \sigma' \left(\frac{\psi}{A} \right) \rho \left(\frac{\psi}{A} \right) < 0 \Leftrightarrow \frac{\partial^2 \ln r(\psi/A)}{\partial \psi \partial A} > 0$$

3c (Strict log-supermodular employment): Under **A2** and **the weak A3**,

$$\mathcal{E}'_\ell \left(\frac{\psi}{A} \right) = -\sigma' \left(\frac{\psi}{A} \right) \rho \left(\frac{\psi}{A} \right) - \sigma \left(\frac{\psi}{A} \right) \rho' \left(\frac{\psi}{A} \right) < 0 \Leftrightarrow \frac{\partial^2 \ln \ell(\psi/A)}{\partial \psi \partial A} > 0.$$

Proposition 3a states that the price, $p_\psi = Z(\psi/A)A$, the markup rate, $\mu_\psi = \mu(\psi/A)$, and the normalized price, $Z(\psi/A)$, are all weakly (strictly) log-submodular in ψ and A under the weak (strong) **A3**. More competitive pressures thus cause a markup rate decline, proportionately no larger (strictly smaller) among higher- ψ firms. Since their markup rates are lower under **A2**, this also implies no larger (strictly smaller) dispersion of the markup rate across firms. Figure 3b illustrates this by plotting the graphs of log-markup rate, $\ln \mu_\psi$, as a function of log-marginal cost, $\ln \psi$. The graph is downward-sloping under **A2**, and it is strictly convex under strong **A3**.

The effect of a decline in A is captured by a parallel leftward shift of the graph, which means a larger downward shift for low- ψ due to the convexity. Thus, lower- ψ firms experience proportionately larger decline in the markup rate.

Proposition 3b states that the revenue, $r(\psi/A)L$, is strictly log-supermodular in ψ and A under A2 and the weak A3. This means that a lower A , causes a proportionately larger decline in the revenue among higher- ψ firms. Since their revenues are lower, this also implies that more competitive pressures lead to a larger dispersion of revenues across firms with the profit density shifting toward lower- ψ firms. Thus, $R_\psi = r(\psi/A)L$ under A2 and the weak A3 share the same properties with $\Pi_\psi = \pi(\psi/A)L$ under A2, as depicted in Figure 3a.³⁸ This theoretical finding, a shift of the revenue density from the less productive/smaller firms with lower markup rates to the more productive/larger firms with higher markup rates, echoes the calibration findings by Baqaee, Farhi, and Sangani (2023) and Edmond, Midrigan, and Xu (2023).

Proposition 3c states that the employment, $\ell(\psi/A)L$, is also strictly log-supermodular in ψ and A under A2 and the weak A3. However, its strict log-supermodularity has different implications from that of the profit $\pi(\psi/A)L$ and the revenue $r(\psi/A)$. This is because the employment $\ell(\psi/A)L$ is hump-shaped in ψ/A under A2 and the weak A3. To see this, we first prove in Appendix C.1:

Lemma 6: Under A2 and the weak A3, $\lim_{\psi/A \rightarrow 0} \rho(\psi/A)\sigma(\psi/A) < 1 < \lim_{\psi/A \rightarrow \bar{z}} \rho(\psi/A)\sigma(\psi/A)$.

Since $\mathcal{E}_\ell(\psi/A) = 1 - \rho(\psi/A)\sigma(\psi/A)$ is globally decreasing, Lemma 6 implies that there exists a unique $\hat{\psi} > 0$, such that $\mathcal{E}_\ell(\psi/A) > 0$ for $\psi < \hat{\psi}$ and $\mathcal{E}_\ell(\psi/A) < 0$ for $\psi > \hat{\psi}$. Thus,

Proposition 4: Under A2 and the weak A3, the employment function, $\ell(\psi/A) =$

$r(\psi/A)/\mu(\psi/A)$ is hump-shaped, with its unique peak is reached at, $\hat{z} \equiv Z(\hat{\psi}/A) < \bar{z}$, where

$$\mathcal{E}_{s(\zeta-1)/\zeta}(\hat{z}) = 0 \Leftrightarrow \frac{\hat{z}\zeta'(\hat{z})}{\zeta(\hat{z})} = [\zeta(\hat{z}) - 1]^2 \Leftrightarrow \mathcal{E}_\ell\left(\frac{\hat{\psi}}{A}\right) = 0 \Leftrightarrow \rho\left(\frac{\hat{\psi}}{A}\right)\sigma\left(\frac{\hat{\psi}}{A}\right) = 1.$$

³⁸If A declines due to a higher L , the full impact of a higher L on the revenue is captured by a combination of the parallel upward shift (the direct effect) and the parallel leftward shift (the indirect effect of a lower A). Again, the positive direct effect is uniform across firms, while the negative indirect effect is disproportionately smaller for low- ψ firms under A2 and the weak A3. In Proposition 7b, it will be shown that the combined effect leads to a clockwise rotation of the graph, as depicted in Figure 3a, generating the Matthew effect in revenue. Unlike the case of the profit under A2, however, the pivot point for the revenue under A2 and the weak A3 *may* be above the cutoff ψ_c . If so, all firms below the cutoff would experience an increase in their revenue. In Proposition 7b, we manage to rule out this possibility for a sufficiently small F .

Figure 3c illustrates Propositions 3c and 4 by plotting the log-employment as a function of the log-marginal cost, which is not only strictly concave (Proposition 3c) but also hump-shaped (Proposition 4). Thus, there are three generic equilibrium configurations; all firms are below the peak if $\psi_c < \hat{\psi}$, firms are on both sides of the peak if $\underline{\psi} < \hat{\psi} < \psi_c$, or all firms are above the peak if $\hat{\psi} < \underline{\psi}$. The following corollary shows the underlying condition for each of these three cases, whose derivation is straightforward and hence omitted.

Corollary of Proposition 4: Employments across active firms are

- increasing in ψ if $\psi_c < \hat{\psi} \Leftrightarrow F/L = \pi(\psi_c/A) > \pi(\hat{\psi}/A) = \pi(Z^{-1}(\hat{z}))$;
- hump-shaped in ψ if $\underline{\psi} < \hat{\psi} < \psi_c \Leftrightarrow F/L < \pi(\hat{\psi}/A) = \pi(Z^{-1}(\hat{z})) \ \& \ A > \underline{\psi}/Z^{-1}(\hat{z})$.
- decreasing in ψ , if $\hat{\psi} < \underline{\psi} \Leftrightarrow A < \underline{\psi}/Z^{-1}(\hat{z})$, which is possible only if $\underline{\psi} > 0$.

In the first case, the employments are inversely related to productivity across all active firms.

This occurs if $F/L > \pi(Z^{-1}(\hat{z}))$, i.e., when the overhead is high enough relative to market size.

In the second case, the employments are inversely related among the relatively productive firms.

In the third case, the employments are positively related to firm productivity. This can occur only if $\underline{\psi} > 0$.

Figure 3c also depicts the effect of a decline in A by a parallel leftward shift of the graph, and that of a higher L by a parallel upward shift of the graph. Due to its hump-shape, a decline in A alone causes a crossing of the graphs before and after the change. Thus, the employments of low- ψ firms go up due to more competitive pressures, a lower A , even if market size is unchanged.³⁹ This never happens for the profit and revenue; a lower A , always reduces the profit and revenue for all firms, unless it is caused by an increase in market size.

For the pass-through rate function, we prove in Appendix C.2.,

Proposition 5: Suppose that A2 and the strong A3 hold, so that $0 < \rho(\psi/A) < 1$ and $\rho(\psi/A)$ is strictly increasing. Then, $\rho(\psi/A)$ is strictly log-submodular for all $\psi/A < \bar{z}$ with a sufficiently small \bar{z} .

³⁹This occurs whenever $\ell(\psi/A)$ is hump-shaped, for which A2 and the weak A3 is a sufficient but not a necessary condition. Generalized Tranlog in Appendix D.1. offers such an example for $\eta < 1$.

Figure 3d illustrates Proposition 5. It states that, under the strong A3, a lower A (more competitive pressures) causes a proportionately smaller increase in the pass-through rate for lower- ψ firms for a sufficiently small $\bar{z} > 0$.

5. Melitz under H.S.A.: General Equilibrium Comparative Statics

In Section 4, we studied how a change in competitive pressures, A , an endogenous variable, has differential effects on heterogeneous firms without specifying underlying exogenous shocks that cause it. We now study the general equilibrium effects of exogenous shocks to the entry cost F_e , the overhead F , and market size L . The recursive structure of the model allows us to proceed in two steps. First, we study the effects on competitive pressures, A and the cutoff, ψ_c , in section 5.1. and explore some of the implications in sections 5.2 and 5.3. Then, we study the effects on M and $MG(\psi_c)$ in section 5.4. Finally, we consider the limit case, $F \rightarrow 0$, where the cutoff firms are those that charge the choke price.

5.1. General Equilibrium Effects of F_e , F , and L on ψ_c , ψ_c/A and A

Recall that the equilibrium values of $A = A(\mathbf{p})$ and ψ_c are uniquely determined by eq.(5) and eq.(6), as C^2 -functions of F_e/L and F/L . By totally differentiating eq.(5) and eq.(6),

Proposition 6:

$$\begin{bmatrix} d \ln A \\ d \ln \psi_c \end{bmatrix} = \frac{\mathbb{E}_1(\pi)}{\mathbb{E}_1(\ell)} \begin{bmatrix} 1 - f_x & f_x \\ 1 - f_x & f_x - \delta \end{bmatrix} \begin{bmatrix} d \ln(F_e/L) \\ d \ln(F/L) \end{bmatrix},$$

where

$$\frac{\mathbb{E}_1(\pi)}{\mathbb{E}_1(\ell)} = \frac{1}{\mathbb{E}_\pi(\sigma) - 1} = \{\mathbb{E}_r[\mu^{-1}]\}^{-1} - 1 = \mathbb{E}_\ell(\mu) - 1 > 0$$

is the average profit/the average labor cost ratio among the active firms;

$$f_x \equiv \frac{FG(\psi_c)}{F_e + FG(\psi_c)} = \frac{\pi(\psi_c/A)}{\mathbb{E}_1(\pi)} < 1$$

is the share of the overhead in the total expected fixed cost, which is equal to the profit of the cut-off firm relative to the average profit among the active firms; and

$$\delta \equiv \frac{\mathbb{E}_\pi(\sigma) - 1}{\sigma(\psi_c/A) - 1} = \frac{\pi(\psi_c/A) \mathbb{E}_1(\ell)}{\ell(\psi_c/A) \mathbb{E}_1(\pi)} \equiv f_x \frac{\mathbb{E}_1(\ell)}{\ell(\psi_c/A)} > 0$$

is the profit/labor cost ratio of the cut-off firm to the average profit/the average labor cost ratio among the active firms.

The derivation is straightforward and hence omitted. To summarize the qualitative impacts

Corollary of Proposition 6:

<p>6a (Entry Cost): $\frac{d \ln A}{d \ln F_e} = \frac{d \ln \psi_c}{d \ln F_e} = \frac{\mathbb{E}_1(\pi)}{\mathbb{E}_1(\ell)} (1 - f_x) > 0$; $\frac{d \ln(\psi_c/A)}{d \ln F_e} = 0$</p> <p>6b (Market Size): $\frac{d \ln A}{d \ln L} = -\frac{\mathbb{E}_1(\pi)}{\mathbb{E}_1(\ell)} < 0$; $\frac{d \ln(\psi_c/A)}{d \ln L} = \frac{\mathbb{E}_1(\pi)}{\mathbb{E}_1(\ell)} \delta > 0$; $\frac{d \ln \psi_c}{d \ln L} = \frac{\mathbb{E}_1(\pi)}{\mathbb{E}_1(\ell)} (\delta - 1) \gtrless 0$</p> <p>$0 \Leftrightarrow \mathbb{E}_\pi(\sigma) \gtrless \sigma(\psi_c/A)$. In particular, $\frac{d \ln \psi_c}{d \ln L} < 0$ holds globally if $\sigma'(\cdot) > 0$, i.e., under A2.</p> <p>6c (Overhead Cost): $\frac{d \ln A}{d \ln F} = \frac{\mathbb{E}_1(\pi)}{\mathbb{E}_1(\ell)} f_x > 0$; $\frac{d \ln(\psi_c/A)}{d \ln F} = -\frac{\mathbb{E}_1(\pi)}{\mathbb{E}_1(\ell)} \delta < 0$; $\frac{d \ln \psi_c}{d \ln F} = \frac{\mathbb{E}_1(\pi)}{\mathbb{E}_1(\ell)} (f_x - \delta) \gtrless 0 \Leftrightarrow \ell(\psi_c/A) \gtrless \mathbb{E}_1(\ell)$. In particular, $\frac{d \ln \psi_c}{d \ln F} > 0$ holds globally if $\ell'(\cdot) > 0$.</p>
--

Figures 4a-4c illustrate Corollary of Proposition 6.

Figure 4a shows the effects of a **decline in F_e** . A smaller entry cost makes the entry more attractive, while keeping an incentive to stay in the market after the entry unaffected. Thus, it shifts the free entry condition down and to the left, while keeping the cutoff rule unchanged. Hence, it leads to a decline in both ψ_c and A at the same rate, resulting in more competitive pressures and a tougher selection.

Figure 4b shows the effects of an **increase in L** . A larger market size has two different effects. On one hand, it makes the entry more attractive, thus shifting the free entry condition down and to the left. On the other hand, it gives more incentive to stay in the market after the entry at each level of competitive pressures, thus rotating the cutoff rule counter-clockwise. The intersection thus unambiguously moves to the left, causing a smaller A . To determine the impact on ψ_c , which depends on the relative magnitudes of the two effects, eliminate L from eq.(5) and eq.(6) to obtain:

$$\int_{\underline{\psi}}^{\psi_c} \left[\frac{\pi(\psi/A)}{\pi(\psi_c/A)} - 1 \right] dG(\psi) = \frac{F_e}{F}.$$

As L changes, the intersection moves along the locus defined by this equation. Its LHS is globally strictly increasing in ψ_c . It is also strictly decreasing in A , wherever $\mathbb{E}_\pi(\sigma) < \sigma(\psi_c/A)$ holds:⁴⁰ that is, whenever the profit-weighted average price elasticity across the active firms is lower than the price elasticity at the cutoff firm. This condition holds globally, if $\sigma(\cdot)$ is strictly increasing, i.e., **A2**, in which case the locus is globally upward-sloping, as depicted by the dotted

⁴⁰ This can be verified by differentiating the LHS with respect to A and making use of $\mathcal{E}_\pi(\psi/A) = 1 - \sigma(\psi/A)$.

line in Figure 4b. Thus, under **A2**, a higher L always causes a decline in both ψ_c and A , with ψ_c/A going up.⁴¹

Figure 4c shows the effects of a **decline in F** : Similar to a higher L , a smaller overhead cost has two different effects. It not only makes the entry more attractive, thus shifting the free entry condition down and to the left, but also gives more incentive to stay in the market after the entry, thus rotating the cutoff rule counter-clockwise. The intersection thus unambiguously moves to the left, causing a decline in A . To determine the impact on ψ_c , eliminating F from eq.(5) and eq.(6) yields:

$$\int_{\underline{\psi}}^{\psi_c} \left[\pi\left(\frac{\psi}{A}\right) - \pi\left(\frac{\psi_c}{A}\right) \right] dG(\psi) = \frac{F_e}{L}.$$

As F changes, the intersection moves along the locus defined by this equation. Its LHS is globally strictly increasing in ψ_c . It is also strictly decreasing in A , wherever $f_x > \delta$, or equivalently $\ell(\psi_c/A) > \mathbb{E}_1(\ell)$ holds.⁴² that is, whenever the average employment across the active firms is lower than the employment by the cutoff firm. This condition holds globally if $\ell(\cdot)$ is strictly increasing. As shown in Corollary of Proposition 4, this occurs under A2 and the weak A3 when the overhead cost is sufficiently large relative to market size. In this case, the locus is globally upward-sloping, as depicted by the dotted curve in Figure 4c. Hence a lower F always causes a decline in both ψ_c and A , with ψ_c/A going up.

5.2. Market Size Effect on Profit, $\Pi_\psi \equiv \pi(\psi/A)L$ and Revenue, $R_\psi \equiv r(\psi/A)L$

As we suggested in section 4, the full impacts of a higher L on the profit (under A2) and of the revenue (under A2 and the weak A3) are captured by a combination of the parallel upward shift (the direct effect) and the parallel leftward shift (the indirect effect due to a lower A) of the graph in Figure 3a. Because the positive direct effect is uniform across firms, while the negative indirect effect is smaller for low- ψ firms, the combined effect could result in a clockwise rotation of the graph, such that a higher L , accompanied by a lower A , leads to an increase in the profit

⁴¹ Since A2 implies the log-supermodularity of $\pi(\psi/A)$, as shown in Proposition 2, $\pi(\psi/A)/\pi(\psi_c/A)$ is strictly decreasing in A for $\psi < \psi_c$, and so is the integrand of the LHS. Under the opposite of A2, $\sigma'(\cdot) < 0$, the locus would be negatively-sloped and a higher L would lead to an increase in ψ_c . CES is the borderline case, with the horizontal locus, hence a change in L has no effect on ψ_c .

⁴² This can be verified by differentiating the LHS with respect to A and making use of $(\psi/A)\pi'(\psi/A) = \pi(\psi/A)\mathcal{E}_\pi(\psi/A) = \pi(\psi/A)[1 - \sigma(\psi/A)] = \pi(\psi/A) - r(\psi/A) = -\ell(\psi/A)$

and the revenue among low- ψ firms. We are now ready to state this result formally in Propositions 7a and 7b, whose proof is in Appendix C.3.

<p>Proposition 7a: Under A2, there exists a unique $\psi_0 \in (\underline{\psi}, \psi_c)$ such that $\sigma\left(\frac{\psi_0}{A}\right) = \mathbb{E}_\pi(\sigma)$ with</p> $\frac{d \ln \Pi_\psi}{d \ln L} > 0 \Leftrightarrow \sigma\left(\frac{\psi}{A}\right) < \mathbb{E}_\pi(\sigma) \text{ for } \psi \in (\underline{\psi}, \psi_0),$ <p>and</p> $\frac{d \ln \Pi_\psi}{d \ln L} < 0 \Leftrightarrow \sigma\left(\frac{\psi}{A}\right) > \mathbb{E}_\pi(\sigma) \text{ for } \psi \in (\psi_0, \psi_c).$
<p>Proposition 7b: Under A2 and the weak A3, there exists $\psi_1 > \psi_0$, such that</p> $\frac{d \ln R_\psi}{d \ln L} > 0 \text{ for } \psi \in (\underline{\psi}, \psi_1).$ <p>Furthermore, $\psi_1 \in (\psi_0, \psi_c)$ and</p> $\frac{d \ln R_\psi}{d \ln L} < 0 \text{ for } \psi \in (\psi_1, \psi_c),$ <p>for a sufficiently small F.</p>

Figures 5a-5c graphically put together the main implications of Propositions 2, 3, 6, and 7 under A2 and the weak A3 for the effects on the log-markup rates, the log-profits, and the log-revenues, of more competitive pressures (a lower A) and a tougher selection (a lower ψ_c), when they are caused by a decline in F_e , an increase in L and a decline in F (with $\ell'(\cdot) > 0$). In all three cases, the log-profit is decreasing, and concave in the log-marginal cost due to A2 (Proposition 2) and the log-markup rate (log-revenue) is decreasing, and convex (concave) in the log-marginal cost due to A2 and the weak A3 (Proposition 3).

5.3. The Composition Effect: Average Markup and Pass-Through Rates and TFP

In all three cases illustrated in Figures 4a-4c and Figures 5a-5c, the shocks that cause a decline in A , more competitive pressures, also cause a decline in ψ_c , a tougher selection. This creates non-trivial composition effects.

- Under A2, a lower A causes all surviving firms to reduce their markup rate $\mu(\psi/A)$. However, it also causes high- ψ firms with lower $\mu(\psi/A)$ to shrink and even to exit.
- Under strong A3, a lower A causes all surviving firms to increase their pass-through rates $\rho(\psi/A)$. However, it also causes high- ψ firms with higher $\rho(\psi/A)$ to shrink and even to exit.

Due to this composition effect, the average markup and pass-through rates can go in either direction. Propositions 8a and 8b identify some conditions that determine the direction of the changes in the average values in the case where the shock keeps ψ_c/A unchanged.⁴³ The proof is in Appendix C.4.

Proposition 8a. *Assume that $\mathcal{E}'_g(\cdot)$ does not change its sign and $\underline{\psi} = 0$. Consider a shock, such that ψ_c/A remains constant. Then, for any weight function, $w(\psi/A)$, the weighted generalized mean of any monotone $f(\psi/A) > 0$,*

$$I \equiv \mathcal{M}^{-1} \left(\mathbb{E}_w(\mathcal{M}(f)) \right)$$

with a monotone transformation, $\mathcal{M}: \mathbb{R}_+ \rightarrow \mathbb{R}$, satisfies

$$\text{sgn} \left\{ \frac{d \ln I}{d \ln A} \right\} = \text{sgn} \{ f'(\cdot) \mathcal{E}'_g(\cdot) \}.$$

Moreover, if $\mathcal{E}'_g(\cdot) = 0$, $d \ln I / d \ln A = 0$ for any $f(\psi/A)$, monotonic or not.

Note that this result holds for any generalized mean of a monotone function $f(\psi/A) > 0$, including the arithmetic mean with $\mathcal{M}(f) = f$, the geometric mean with $\mathcal{M}(f) = \ln f$, and the harmonic mean with $\mathcal{M}(f) = 1/f$. Moreover, it holds for any weighted generalized mean, as long as the weight used is a function of ψ/A , such as the revenue $r(\psi/A)$, the profit $\pi(\psi/A)$, or even the employment $\ell(\psi/A)$, which may not be monotone.⁴⁴ Proposition 8a also states that a decline in F_e under Pareto-productivity, $G(\psi) = (\psi/\bar{\psi})^\kappa$ offers a knife-edge case, where any $w(\cdot)$ -weighted generalized mean of even a nonmonotonic $f(\cdot)$ remain unchanged.

By setting $\mu(\cdot) = f(\cdot)$ under A2, $\mu'(\cdot) < 0$, Proposition 8a tells us that a lower A , due to a decline in F_e , causes any $w(\cdot)$ -weighted generalized mean of the markup rate to increase if $\mathcal{E}'_g(\cdot) > 0$, and to decline if $\mathcal{E}'_g(\cdot) < 0$, with the Pareto case, $\mathcal{E}'_g(\cdot) = 0$, being the knife-edge. Likewise, by setting $\rho(\cdot) = f(\cdot)$ under the strong A3, $\rho'(\cdot) > 0$, we conclude that a lower A , due to a decline in F_e , causes any $w(\cdot)$ -weighted generalized mean of the pass-through rate to decline if $\mathcal{E}'_g(\cdot) > 0$, and to increase if $\mathcal{E}'_g(\cdot) < 0$. To grasp the intuition, recall Lemma 2, which states that, when $\mathcal{E}'_g(\cdot) > 0$, a lower ψ_c (a tougher selection) shifts the distribution of $\xi \equiv \psi/\psi_c$ to the left in the MLR ordering. Thus, among the surviving firms, the distribution becomes more skewed towards low- ψ firms, which have higher markup and lower pass-through rates. This

⁴³Examples include a decline in F_e , as well as a decline in L for the limit case of $F \rightarrow 0$ with $\bar{z} < \infty$, discussed in section 5.5. Moreover, Proposition 8a and Proposition 8b offer some conditions for the direction of the change for any combination of the shocks, as long as its effect on ψ_c/A is small enough.

⁴⁴Of course, which weighted generalized mean is used matters both conceptually and quantitatively; as stressed by Edmond, Midrigan, and Xu (2023).

makes the composition effect to dominate, causing the average markup rate to go up and the average pass-through rate to go down under more competitive pressures, despite that each surviving firm responds by reducing its markup rate and increasing its pass-through rate.⁴⁵ Interestingly, according to the calibration by Baqaee, Farhi, and Sangani (2023), which showed the evidence for A2 and strong A3, it can be also shown that $\mathcal{E}'_g(\psi) > 0$ holds with a Pareto tail, $\lim_{\psi \rightarrow 0} \mathcal{E}'_g(\psi) = 0$. This suggests that, more competitive pressures, through the composition effect, might have caused the recent rise in the average markup rate and the decline in the average pass-through rate.⁴⁶ At least, such empirical findings should not be interpreted as the *prima-facie* evidence for less competitive pressures.

As discussed in Section 2.5, the aggregate labor cost share is the reciprocal of the revenue-weighted harmonic mean of the markup rates and their employment-weighted arithmetic mean. The above result thus implies that, under A2, a lower A , due to a decline in F_e , causes the aggregate labor cost share to decline and the aggregate profit share to increase if $\mathcal{E}'_g(\cdot) > 0$. It has the opposite effect if $\mathcal{E}'_g(\cdot) < 0$ and no effect if $\mathcal{E}'_g(\cdot) = 0$.

Proposition 8a can also be used to find a sufficient condition under which more competitive pressures improves TFP. Again, the proof is in Appendix C.4.

Corollary of Proposition 8a: *Assume $\underline{\psi} = 0$, and neither $\zeta'(\cdot)$ nor $\mathcal{E}'_g(\cdot)$ change the signs. Consider a shock, such that ψ_c/A remains unchanged. Then,*

$$\text{sgn} \left\{ \frac{d \ln(P/A)}{d \ln A} \right\} = \text{sgn} \{ \zeta'(\cdot) \mathcal{E}'_g(\cdot) \}.$$

In particular, under $\zeta'(\cdot) \mathcal{E}'_g(\cdot) \geq 0$, a lower A implies,

$$\frac{d(X/L)}{(X/L)} = -\frac{dP}{P} \geq -\frac{dA}{A} > 0,$$

where the equality holds iff $\zeta'(\cdot) \mathcal{E}'_g(\cdot) = 0$.

Recall that, under CES, A/P is constant, so that more competitive pressures, a lower A , always implies a lower P , and hence higher TFP. This corollary shows that departing from CES

⁴⁵This calibration finding is not in their paper. But, in response to our inquiry, the authors kindly computed and sent us the plot that shows that the elasticity of the productivity density function, $\mathcal{E}_f(\varphi)$, is an increasing function with a Pareto tail, thereby confirming this finding.

⁴⁶Indeed, Autor et.al. (2020) and De Loecker, Eeckhout, and Unger (2020) pointed out that much of the recent rise in the average markup is due to reallocation from the low markup firms to the high markup firms.

in the direction of $\zeta'(\cdot)\mathcal{E}'_g(\cdot) > 0$,⁴⁷ leads to $-dP/P > -dA/A > 0$, thus magnifying the positive impact of more competitive pressures on TFP. On the other hand, a (small) departure from CES in the direction of $\zeta'(\cdot)\mathcal{E}'_g(\cdot) < 0$,⁴⁸ leads to $0 < -dP/P < -dA/A$, thus diminishing the positive impact on TFP.⁴⁹ The corollary also shows that under Pareto, $-dP/P = -dA/A$, so that more competitive pressures always lead to higher TFP.

Note that the conditions in Proposition 8a are stated in terms of the sign of $\mathcal{E}'_g(\cdot)$. For the weaker conditions using the signs of $\mathcal{E}'_C(\cdot)$, we have the following result on the average markup rate weighted by the monotonically increasing employment, $\ell(\psi/A)$.

Proposition 8b. *Assume that A2 holds, $\underline{\psi} = 0$, and $\ell(\psi/A)$ is increasing in ψ/A for all $\psi/A \in (0, \psi_c/A)$. Consider a shock, which causes a proportional decline in A and ψ_c , so that ψ_c/A remains constant. Then, if $\mathcal{E}'_C(\cdot) > 0$, the average inverse markup rate = the aggregate labor cost share,*

$$\frac{\mathbb{E}_1(\ell)}{\mathbb{E}_1(r)} = \mathbb{E}_r\left(\frac{1}{\mu}\right) = 1 - \left[\mathbb{E}_\pi\left(\frac{\mu}{\mu-1}\right)\right]^{-1} = \frac{1}{\mathbb{E}_\ell(\mu)},$$

decreases and the average inverse price elasticity = the aggregate profit share,

$$\frac{\mathbb{E}_1(\pi)}{\mathbb{E}_1(r)} = \mathbb{E}_r\left(\frac{1}{\sigma}\right) = \frac{1}{\mathbb{E}_\pi(\sigma)} = 1 - \left[\mathbb{E}_\ell\left(\frac{\sigma}{\sigma-1}\right)\right]^{-1},$$

increases; if $\mathcal{E}'_C(\cdot) < 0$, they move in the opposite direction; and if $\mathcal{E}'_C(\cdot) = 0$, they remain constant.

5.4. Comparative Statics on M , $MG(\psi_c)$, M/L , $MG(\psi_c)/L$

The next proposition looks at the effects on the mass of entrants as well as the mass of active firms. The proof is in Appendix C.5.

Proposition 9a (The Effects of F_e on M and $MG(\psi_c)$)

⁴⁷ For example, A2, $\zeta'(\cdot) > 0$, with $\mathcal{E}'_g(\cdot) > 0$ as in the calibration by Baqaee, Farhi, and Sangani (2023).

⁴⁸ For example, A2, $\zeta'(\cdot) > 0$, with $\mathcal{E}'_g(\cdot) < 0$ as in Fréchet, Weibull, and Lognormal.

⁴⁹ We do not know whether a large enough departure from CES in the direction of $\zeta'(\cdot)\mathcal{E}'_g(\cdot) < 0$ could lead to $-dP/P < 0 < -dA/A$. More generally, we do not know whether $-dP/P < 0 < -dA/A$ is possible when more competitive pressures are caused by an increase in L or by a decline in F . The calibration by Baqaee, Farhi, and Sangani (2023) shows that a higher L leads to higher TFP, much of which is due to what they call the Darwinian effect, the reallocation from high- ψ firms to low- ψ firms.

$\frac{dM}{dF_e} < 0;$	$\mathcal{E}'_G(\psi) \geq 0, \forall \psi \in (\underline{\psi}, \bar{\psi}) \Rightarrow \frac{d[MG(\psi_c)]}{dF_e} \geq 0$
Proposition 9b (The Effects of L on M and $MG(\psi_c)$): Under A2 ,	
$\frac{dM}{dL} > 0;$	$\mathcal{E}'_G(\psi) \leq 0, \forall \psi \in (\underline{\psi}, \bar{\psi}) \Rightarrow \frac{d[MG(\psi_c)]}{dL} > 0.$
Proposition 9c (The Effects of L on M/L and $MG(\psi_c)/L$): Under A2 ,	
$G(\psi) = (\psi/\bar{\psi})^\kappa \Rightarrow \frac{d}{dL} \left(\frac{M}{L} \right) > 0;$	$\mathcal{E}'_G(\psi) \geq 0, \forall \psi \in (\underline{\psi}, \bar{\psi}) \Rightarrow \frac{d}{dL} \left(\frac{MG(\psi_c)}{L} \right) < 0.$
Proposition 9d (The Effects of F on M and $MG(\psi_c)$): If $\rho'(\cdot) > 0$,	
$\frac{dM}{dF} < 0;$	$\mathcal{E}'_G(\psi) \leq 0, \forall \psi \in (\underline{\psi}, \bar{\psi}) \Rightarrow \frac{d[MG(\psi_c)]}{dF} < 0.$

Proposition 9 suggests that the results on the impacts of the masses of firms usually depend on whether $\mathcal{E}_G(\psi)$ is increasing or decreasing, with $\mathcal{E}'_G(\psi) = 0$, power-distributed marginal costs, i.e., Pareto-distributed productivity, being often the knife-edge case.

5.5. The Limit Case of $F \rightarrow 0$ with $\bar{z} < \infty$.

Before proceeding to a multi-market extension, we briefly look at a limit case, $F \rightarrow 0$, with $\bar{z} < \infty$. In this limit case, there is no overhead cost and the cutoff firms supply with zero markup, i.e., at that marginal cost equal to the choke price, $\psi_c = \bar{z}A$.⁵⁰ The equilibrium can be described by eq.(5) and eq.(6), which now become simply:

Cutoff Rule:
$$\pi \left(\frac{\psi_c}{A} \right) = 0 \Leftrightarrow \frac{\psi_c}{A} = Z \left(\frac{\psi_c}{A} \right) = \bar{z} = \pi^{-1}(0)$$

Free Entry Condition:
$$\frac{F_e}{L} = \int_{\underline{\psi}}^{\psi_c} \pi \left(\bar{z} \frac{\psi}{\psi_c} \right) dG(\psi) = \int_{\underline{\psi}}^{\bar{z}A} \pi \left(\frac{\psi}{A} \right) dG(\psi).$$

Notice that the cutoff rule alone determines $\psi_c/A = \bar{z}$. And the free-entry condition uniquely determines $\psi_c = \bar{z}A$ as C^2 functions of F_e/L with the interior solution, $0 < G(\psi_c) < 1$, guaranteed for

⁵⁰Although one of the advantages of the Melitz model under H.S.A. is that it is tractable with $F > 0$, we look at this case because some existing studies, e.g., Melitz and Ottaviano (2008) and Arkolakis et.al. (2019), assume the choke price and $F = 0$.

$$0 < \frac{F_e}{L} < \int_{\underline{\psi}}^{\bar{\psi}} \pi \left(\bar{z} \frac{\psi}{\bar{\psi}} \right) dG(\psi).$$

Simple algebra can verify that

$$\frac{d\psi_c}{\psi_c} = \frac{dA}{A} = \frac{\mathbb{E}_1(\pi)}{\mathbb{E}_1(\ell)} \left(\frac{dF_e}{F_e} - \frac{dL}{L} \right),$$

which can be also obtained from Proposition 6 by setting $f_x = \delta = 0$. Thus, a decline in F_e/L causes both ψ_c and A to decline at the same rate, with ψ_c/A unchanged, as shown in Figure 6a. Because shocks to F_e and L never affect $\psi_c/A = \bar{z}$, Proposition 8a and 8b can be applied in this case. One could also show that

$$\frac{dM}{d(F_e/L)} < 0; \quad \varepsilon'_G(\psi) \leq 0 \Leftrightarrow \frac{d[MG(\psi_c)]}{d(F_e/L)} \leq 0,$$

whose proof is omitted because it follows the same line with the proof of Proposition 9a and 9b.

Figure 6b illustrates the impacts on the markup rate, the profit and the revenue. While a decline in F_e causes the profit and the revenue of all surviving firms to decline with proportionately larger impacts on low- ψ firms, an increase in L causes the profit and revenue to go up among low- ψ firms. The profit and revenue always go down among high- ψ firms, with the clockwise rotation of the profit and revenue schedule, whose pivot point (ψ_0 for the profit; ψ_1 for the revenue) is always located below the cutoff ψ_c , because the cutoff firms always earn zero revenue and profit.

6. Sorting of Heterogeneous Firms: A Multi-Market Extension

6.1. A Multi-Market Setting

We now extend the model to have $J \geq 2$ markets, indexed as $j = 1, 2, \dots, J$, from which firms need to choose. The structure of each market is as before; it produces a single consumption good with the H.S.A. technology to assemble market-specific differentiated intermediate inputs supplied by monopolistically competitive producers. The only source of the heterogeneity across markets is market size. The aggregate expenditure for good- j is L_j , with $\sum_{j=1}^J L_j = L$, so that $\beta_j = L_j/L > 0$ is its expenditure share. One possible interpretation is that the representative household has the Cobb-Douglas preferences over J consumption goods, $U = \sum_{j=1}^J \beta_j \ln C_j$, to be

maximized subject to the budget constraint, $\sum_{j=1}^J P_j C_j = L$. Another possible interpretation is that there are J different types of households, with $\beta_j = L_j/L$ being the fraction of type- j households who consume only good- j . Here, the types of consumers can be based on the difference in their tastes or their locations. With their expenditure shares being the only exogenous source of heterogeneity, we index the markets such that $L_1 > L_2 > \dots > L_J > 0$, without further loss of generality. To keep it simple, we assume that the wage rate is common across the markets so that it can be normalized to one.⁵¹

As before, each entrant must pay the entry cost, $F_e > 0$, to draw its marginal cost, ψ . Then, after learning its marginal cost, they decide which market to enter and produce with an overhead cost, $F > 0$, or exit without producing. If ψ -firms choose not to exit, they would enter the market that gives the highest profit to earn

$$\Pi_\psi = \max\{\Pi_{1\psi}, \dots, \Pi_{J\psi}\},$$

where

$$\Pi_{j\psi} \equiv \frac{s(Z(\psi/A_j))}{\zeta(Z(\psi/A_j))} L_j \equiv \frac{r(\psi/A_j)}{\sigma(\psi/A_j)} L_j = \pi\left(\frac{\psi}{A_j}\right) L_j$$

is the profit earned by ψ -firms by entering market- j and A_j is the inverse measure of competitive pressures in market- j . The free entry condition is then

$$\int_{\underline{\psi}}^{\bar{\psi}} \max\{\Pi_\psi - F, 0\} dG(\psi) = F_e.$$

6.2. Positive Assortative Matching Between Firms and Markets under A2

We now show a positive assortative matching between firms and markets under **A2** in the sense that more productive firms self-select into larger markets. Specifically, we are now going to show that there is a sequence of monotonically increasing cutoffs, $\underline{\psi} = \psi_0 < \psi_1 < \psi_2 < \dots < \psi_J < \bar{\psi}$, such that firms with $\psi \in (\psi_{j-1}, \psi_j)$ enter market- j , and those with $\psi \in (\psi_J, \bar{\psi})$ do not enter any market.

⁵¹This poses no problem if the J markets are not spatially separated. Even if they are spatially separated, the common wage rate can be justified in the presence of e-commute or in the presence of the outside sector which produces the competitive good that can be traded costlessly across the markets, as in the home market effect models of Helpman and Krugman (1985, Ch.10.4) and of Matsuyama (2017).

First, we prove that A_j is strictly monotone in j . Suppose the contrary, so that, for some j , $L_j > L_{j+1}$ and $A_j \geq A_{j+1}$. Because $\pi(\cdot)$ is strictly decreasing, this would mean that, for all ψ ,

$$\pi(\psi/A_j) \geq \pi(\psi/A_{j+1}) \Rightarrow \Pi_{j\psi} = \pi(\psi/A_j)L_j > \pi(\psi/A_{j+1})L_{j+1} = \Pi_{(j+1)\psi}$$

which would imply that no firm would enter market- $(j + 1)$, and hence $A_{j+1} = \infty$, a

contradiction. Thus, $0 < A_1 < A_2 < \dots < A_j < \infty$, and $\pi(\psi/A_1) < \pi(\psi/A_2) < \dots < \pi(\psi/A_j)$ for all ψ .

Second, for $j = 1, 2, \dots, J - 1$, consider the following ratio:

$$\frac{\Pi_{j\psi}}{\Pi_{(j+1)\psi}} = \frac{\pi(\psi/A_j)L_j}{\pi(\psi/A_{j+1})L_{j+1}}.$$

As a function of ψ , this ratio has to be greater than one for some ψ and less than one for other ψ , to ensure that a positive measure of firms would enter both market- j and market- $(j + 1)$. Since **A2** implies that $\pi(\psi/A)$ is strictly log-supermodular in ψ and A (Proposition 2c), this ratio is strictly decreasing in ψ because $A_j < A_{j+1}$. Thus, there exists ψ_j such that

$$\psi \leq \psi_j \Leftrightarrow \frac{\Pi_{j\psi}}{\Pi_{(j+1)\psi}} = \frac{\pi(\psi/A_j)L_j}{\pi(\psi/A_{j+1})L_{j+1}} \geq \frac{\pi(\psi_j/A_j)L_j}{\pi(\psi_j/A_{j+1})L_{j+1}} \equiv 1.$$

In other words, all firms with $\psi < \psi_j$ strictly prefer entering market- j to entering market- $(j + 1)$, all firms with $\psi > \psi_j$ strictly prefer entering market- $(j + 1)$ to entering market- j , and all firms with $\psi = \psi_j$ are indifferent between the two markets. For $j = J$, let ψ_j be defined by $\pi(\psi_j/A_j)L_j \equiv F$. Then, only the firms with $\psi \in [\psi_{j-1}, \psi_j]$ enter market- j . This also means that ψ_j is strictly monotone in j , because $\psi_{j-1} \geq \psi_j$ would imply that a positive measure of firms would not enter market- j , which is a contradiction. See Figure 7. Thus, the mass of the active firms in market- j is equal to $M[G(\psi_j) - G(\psi_{j-1})]$, and the mass of the firms that enter and choose not to stay in any market is $M[1 - G(\psi_J)]$.

The free entry condition can now be rewritten as:

$$\sum_{j=1}^J \int_{\psi_{j-1}}^{\psi_j} \left\{ \pi\left(\frac{\psi}{A_j}\right)L_j - F \right\} dG(\psi) = F_e \quad (10)$$

The adding up constraint in market- j is given by:

$$M \int_{\psi_{j-1}}^{\psi_j} r\left(\frac{\psi}{A_j}\right) dG(\psi) = 1, \quad (11)$$

where the cutoff rules are:

$$\frac{\pi(\psi_j/A_j)L_j}{\pi(\psi_j/A_{j+1})L_{j+1}} = 1, \quad (12)$$

for $j = 1, 2, \dots, J - 1$, and

$$\pi\left(\frac{\psi_J}{A_J}\right)L_J \equiv F, \quad (13)$$

for $j = J$. Altogether, these $2J + 1$ conditions in eqs.(10)-(13) determine $2J + 1$ endogenous variables, which are $M, \{A_j\}_{j=1}^J$ and $\{\psi_j\}_{j=1}^J, 0 < A_1 < A_2 < \dots < A_J < \infty; \underline{\psi} = \psi_0 < \psi_1 < \psi_2 < \dots < \psi_J < \bar{\psi}$. To summarize,

Proposition 10: Positive Assortative Matching between Firm Productivity and Market Size

Suppose that J markets differ only in market size, as $L_1 > L_2 > \dots > L_J > 0$. In equilibrium, large markets are characterized by more competitive pressures, $0 < A_1 < A_2 < \dots < A_J < \infty$. And under **A2**, firms with $\psi \in (\psi_{j-1}, \psi_j)$ enter market- j for $j = 1, 2, \dots, J$, and firms with $\psi \in (\psi_J, \bar{\psi})$ exit, with $\underline{\psi} = \psi_0 < \psi_1 < \psi_2 < \dots < \psi_J < \bar{\psi}$, where the two strictly increasing sequences, $\{\psi_j\}_{j=1}^J$ and $\{A_j\}_{j=1}^J$, and M , the mass of entrant, are given by eqs.(10)-(13).

Note that **A2** is crucial for this result. Under the opposite of **A2**, $\pi(\psi/A)$ would be strictly log-submodular in ψ and A , so that $\pi(\psi/A_j)L_j/\pi(\psi/A_{j+1})L_{j+1}$ would be strictly *increasing* in ψ . Hence the equilibrium would feature a strictly *decreasing* sequence, $\underline{\psi} = \psi_J < \dots < \psi_2 < \psi_1 < \psi_0 < \bar{\psi}$, such that the firms with $\psi \in (\psi_j, \psi_{j-1})$ enter market- j , and those with $\psi \in (\psi_0, \bar{\psi})$ exit. Thus, there would be a *negative* assortative matching with more productive firms self-selecting into smaller markets. Under CES, $\pi(\psi/A_j)L_j/\pi(\psi/A_{j+1})L_{j+1}$ is *independent* of ψ , hence the model does not predict any sorting. Indeed, in equilibrium, this ratio has to be equal to one so that all active firms would be indifferent across all markets, and the equilibrium distribution would be *indeterminate*.

Thus, under **A2**, the Melitz model under H.S.A. offers a demand-side mechanism for the positive assortative matching between firm productivity and the city size.⁵² This demand-side

⁵² Kokovin et. al. (2023) also generates a positive assortative matching through a demand-side mechanism under Marshall's 2nd law of demand. In contrast to our approach, they use a quasi-linear utility defined over the outside

mechanism complements the supply-side mechanisms studied in the literature. For example, what generates the positive assortative matching in Behrens, Duranton, and Robert-Nicoud (2014) and Gaubert (2018), both of which use CES, is the assumption on the firm technology that more productive firms are better at leveraging local agglomeration externalities in larger cities, similar to what Davis and Dingel (2019) assumed in the context of sorting of workers across the cities.⁵³

6.3. Cross-Sectional, Cross-Market Patterns

Figures 8a-8d illustrate the patterns of the profit, the revenue, the markup rates, and the pass-through rates across firms that emerge in equilibrium as more productive firms sort themselves into larger markets.

The profit schedule, $\Pi_\psi = \max_j \{\pi(\psi/A_j)L_j\}$, shown in Figure 8a, is obtained by the upper envelope of $\pi(\psi/A_j)L_j$. It is globally continuous and strictly decreasing in ψ , with the kink at the cutoff point, ψ_j . It is continuous at each cutoff, ψ_j , because the lower markup rate in market- j cancels out its larger market size, keeping ψ_j -firms indifferent btw market- j & market- $(j + 1)$.

The revenue schedule, R_ψ , shown in Figure 8b, is continuously decreasing in ψ within each market. However, it exhibits a downward jump at the cutoff ψ_j ($j = 1, 2, \dots, J - 1$), as

$$\frac{r(\psi_j/A_j)L_j}{r(\psi_j/A_{j+1})L_{j+1}} = \frac{\sigma(\psi_j/A_j)\pi(\psi_j/A_j)L_j}{\sigma(\psi_j/A_{j+1})\pi(\psi_j/A_{j+1})L_{j+1}} = \frac{\sigma(\psi_j/A_j)}{\sigma(\psi_j/A_{j+1})} > 1.$$

This is because, if ψ_j -firms switch from market- $(j + 1)$ to larger-but-more-competitive market- j , they need to lower the markup rate, so that they need to earn higher revenue in market- j than in market- $(j + 1)$ to keep them indifferent between the two markets. In spite of these discontinuities, R_ψ , is globally strictly decreasing in ψ .

good and the (nonhomothetic) DEA aggregator of differentiated consumer goods, and they needed to impose the condition on the market size distribution to ensure the uniqueness of the equilibrium.

⁵³Baldwin and Okubo (2006) also considered sorting of heterogeneous firms in a spatial context under the CES demand. The positive assortative matching in their model is due to their equilibrium selection criterion based on the protocol that larger firms choose in which markets to locate earlier, which they argue is plausible because larger firms gain more (but not proportionately) from moving to the larger markets. Some criticize this protocol as ad hoc, because smaller firms may move faster since they are more agile. Our analysis suggests that such a criticism is unwarranted because, if we consider their CES demand as a limit of the H.S.A. demand under A2, the same equilibrium will be selected.

On the other hand, the markup rate schedule, μ_ψ , shown in Figure 8c, is not globally monotonic in ψ . It is continuously decreasing in ψ within each market. At the cutoff ψ_j ($j = 1, 2, \dots, J - 1$), however, it jumps upward. This is because $A_j < A_{j+1}$ so that switching from market- j to smaller-but-less-competitive market- $(j + 1)$ allows ψ_j -firms to increase the markup rates from $\mu(\psi_j/A_j)$ to $\mu(\psi_j/A_{j+1})$. The markup rate, μ_ψ , thus exhibits a sawtooth pattern.

Likewise, the pass-through rate schedule, ρ_ψ , is not generally monotonic. Figure 8d shows the schedule under the strong A3. It is continuously increasing in ψ within each market. At the cutoff ψ_j ($j = 1, 2, \dots, J - 1$), however, it jumps downward. This is because $A_j < A_{j+1}$ so that switching from market- j to smaller-but-less-competitive market- $(j + 1)$ allows ψ_j -firms to reduce the pass-through rates from $\rho(\psi_j/A_j)$ to $\rho(\psi_j/A_{j+1})$. The pass-through rate, ρ_ψ , thus exhibits a sawtooth pattern.

6.4. The Composition Effect: Average Markup and Pass-Through Rates in a Multi-Market Model

Under A2, more productive firms have higher markup rates than less productive firms if they face the same level of competitive pressures. However, more productive firms sort themselves into large and hence more competitive markets. This generates the sawtooth pattern in Figure 8c. Due to this composition effect, the average markup rates in large and hence more competitive markets be higher. Likewise, under A2 and the strong A3, more productive firms have lower pass-through rates than less productive firms if they face the same level of competitive pressures. However, more productive firms also sort themselves into large and hence more competitive markets, which generates the sawtooth pattern in Figure 8d. Due to this composition effect, the average pass-through rates in larger and hence more competitive markets might be higher, as demonstrated in Proposition 11a. Proposition 11b also demonstrates the possibility that, due to an exogenous shock that causes all markets to become more competitive, the average markup rates to go up and the average pass-through rates to go down in all markets due to the shift in the composition. The proofs of these propositions are in Appendix C.6.

Proposition 11a: *Suppose A2 and $G(\psi) = (\psi/\bar{\psi})^k$. There exists a sequence, $L_1 > L_2 > \dots > L_J > 0$, such that, in equilibrium, any weighted generalized mean of $f(\psi/A_j)$ across firms*

operating at market- j are increasing (decreasing) in j even though $f(\cdot)$ is increasing (decreasing) and hence $f(\psi/A_j)$ is decreasing (increasing) in j .

Proposition 11a suggests an example with $G(\psi) = (\psi/\bar{\psi})^\kappa$, in which the average markup rates are *higher* under A2 (and the average pass-through rates are *lower* under Strong A3) in larger markets.

Proposition 11b: *Suppose A2 and $G(\psi) = (\psi/\bar{\psi})^\kappa$. Then, a change in F_e keeps*

i) the ratios $a_j \equiv \psi_{j-1}/\psi_j$ and $b_j \equiv \psi_j/A_j$

and

ii) any weighted generalized mean of $f(\psi/A_j)$ across firms operating at market- j , for any weighting function $w(\psi/A_j)$,

unchanged for all $j = 1, 2, \dots, J$.

Proposition 11b suggests that a decline in F_e under $G(\psi) = (\psi/\bar{\psi})^\kappa$ offers a knife-edge case, where the average markup and pass-through rates of all markets remain unchanged.

Propositions 11a and 11b thus suggests a caution when testing A2 and A3 by comparing the average markup & pass-through rates across space and time.

7. Concluding Remarks

In this paper, we apply the H.S.A. (*Homotheticity with a Single Aggregator*) class of demand systems to the Melitz (2003) model of monopolistic competition with firm heterogeneity. H.S.A., which contains CES and translog as special cases, is tractable due to its homotheticity and to its single aggregator that serves as a sufficient statistic for competitive pressures. It is also flexible enough to allow for the choke price, the 2nd law of demand, and what we call the 3rd law of demand. The single aggregator property makes it possible to prove the existence and uniqueness of the free-entry equilibrium and to conduct general equilibrium comparative static analysis, often using just simple diagrams. Furthermore, because the single aggregator enters all firm-specific variables proportionately with the firm-specific marginal cost, and hence acting as a magnifier of firm heterogeneity, we are able to characterize, by taking advantage of log-supermodularity, how a change in competitive pressures, whether due to a change in the entry cost, market size, or in the overhead cost, affects heterogeneous firms differently under the 2nd and the 3rd laws of demand and thereby causing reallocation across

firms, and hence selection of firms, and sorting of firms across different markets. Furthermore, we are able to show that, due to such a composition effect, the average markup (pass-through) rate may move in the opposite direction of the firm-level markup (pass-through) rate.

It is our hope that the Melitz model under H.S.A. proves to be a useful building block in general equilibrium models of monopolistic competition with heterogeneous firms, thereby opening up for the possibility of addressing a wide range of issues, where markup rate and pass-through rate heterogeneity would play central roles.

References:

- Amiti, M., O. Itskhoki, and J. Konings (2014), “Importers, Exporters, and Exchange Rate Disconnect. American Economic Review, 104(7), 1942–1978.
- Amiti, M., O. Itskhoki, and J. Konings (2019), “International Shocks, Variable Markups, and Domestic Prices,” The Review of Economic Studies. 86, 2356-2402.
- Arkolakis, C., A. Costinot, D. Donaldson, and Rodríguez-Clare (2019), “The Elusive Pro-Competitive Effects of Trade, The Review of Economic Studies, 86 (1), 46–80.
- Autor, D., D. Dorn, L.F. Katz, C. Patterson, and J. Van Reenen, “The Fall of the Labor Share and the Rise of Superstar Firms,” Quarterly Journal of Economics, 135 (2020), 645–709.
- Baldwin, R.E., and T. Okubo (2006). “Heterogeneous Firms, Agglomeration and Economic Geography: Spatial Selection and Sorting.” Journal of Economic Geography 6 (3): 323–46.
- Bagnoli, M., and T. Bergstrom (2005), “Log-concave probability and its applications,” Economic Theory, 26, 445-469.
- Baqae, D., E. Farhi, and K. Sangani (2023), “The Darwinian Returns to Scale,” Review of Economic Studies, forthcoming.
- Behrens, K., G. Duranton, and F. Robert-Nicoud (2014), “Productive Cities: Sorting, Selection, and Agglomeration.” Journal of Political Economy 122 (3): 507–53.
- Behrens, K., G. Mion, Y. Murata, and J. Südekum (2020), “Quantifying the gap between equilibrium and optimum under monopolistic competition”, Quarterly Journal of Economics, 135(4), 2299-2360.
- Behrens, K. and Y. Murata, (2007), “General Equilibrium Models of Monopolistic Competition: A New Approach,” Journal of Economic Theory 136, 776-787.
- Berman, N., P. Martin, and T. Mayer (2012), “How Do Different Exporters React to Exchange Rate Changes? The Quarterly Journal of Economics, 127(1), 437–492.
- Bernard, A.B., S.J. Redding and P.K. Schott (2007), “Comparative Advantage and Heterogeneous Firms,” Review of Economic Studies, 74, 31-66.
- Burstein, A., and G. Gopinath, G. (2014), “International Prices and Exchange Rates,” in G. Gopinath, E. Helpman, and K. Rogoff (eds.), Handbook of International Economics , vol.4, 391-451, Amsterdam: Elsevier.
- Campbell, J.R., and H.A. Hopenhayn, “Market size matters,” The Journal of Industrial Economics, March 2005, Vol.53, 1-25.
- Costinot, A. (2009): An Elementary Theory of Comparative Advantage, Econometrica, 77, 1165-1192.

- Costinot, A., and J. Vogel (2010): Matching and Inequality in the World Economy, Journal of Political Economy, 118, 747-786.
- Costinot, A., and J. Vogel (2015): Beyond Ricardo: Assignment Models in International Trade, Annual Review of Economics, 7, 31-62.
- Davis, D., and J. Dingel (2019). “A Spatial Knowledge Economy,” American Economic Review, 109(1): 153-170.
- Davis, D., and J. Dingel (2020), The Comparative Advantage of Cities, Journal of International Economics, 123, 103291.
- De Loecker, J., and P.K. Goldberg (2014), “Firm Performance in a Global Market,” Annual Review of Economics, 6(1), 201–227.
- De Loecker, J., J. Eeckhout, and G. Unger, (2020), “The Rise of Market Power and the Macroeconomic Implications,” Quarterly Journal of Economics, 135, 561–644.
- Dhingra, S., and J. Morrow (2019), “Monopolistic Competition and Optimum Product Diversity under Firm Heterogeneity,” Journal of Political Economy, vol.127, no.1, 196-232.
- Dixit, AK., JE. Stiglitz, “Monopolistic Competition and Optimal Product Diversity,” American Economic Review, June 1977, 67(3), 297-308.
- Edmond, C., V. Midrigan, and D. Y. Xu, (2023), “How Costly are Markups?” Journal of Political Economy, forthcoming.
- Feenstra, RC., “A Homothetic utility function for monopolistic competition models, without constant price elasticity,” Economics Letters 78 (2003), 79-86.
- Feenstra, RC. and DE. Weinstein, “Globalization, Markups, and US Welfare,” Journal of Political Economy, 2017, 125(4), 1040-1074.
- Fujiwara, I., and K. Matsuyama (2022), “Competition and the Phillips Curve,” Keio and Northwestern.
- Gaubert, C. (2018), “Firm Sorting and Agglomeration,” American Economic Review, 108(11): 3117-3153.
- Grossman, GM., E. Helpman, and H. Luillier (2023), “Supply Chain Resilience: Should Policy Promote Diversification or Reshoring,” Journal of Political Economy, forthcoming.
- Head, K., T. Mayer, M. Theonig, “Welfare and Trade without Pareto,” American Economic Review Papers & Proceedings, May 2014, 104(5):310-316.
- Helpman, E., and PR. Krugman (1985), Market Structure and Foreign Trade, Cambridge, MIT Press.
- Kasahara, H., and Y. Sugita, (2020), “Nonparametric Identification of Production Function, Total Factor Productivity, and Markup from Revenue Data,” UBC and Hitotsubashi.
- Kimball, M. (1995), “The Quantitative Analytics of the Basic Neomonetarist Model,” Journal of Money, Credit and Banking, 27 (4), 1241–77.
- Kokovin, S., A. Ozhegova, S. Sharapudinov, A. Tarasov, and P. Ushchev (2023). “A Theory of Monopolistic Competition with Horizontally Heterogeneous Consumers,” CESifo Working Paper No 10262.
- Krugman, PR. (1979). Increasing returns, monopolistic competition, and international trade, Journal of International Economics 9 (4), 469{479.
- Latzer, H., K. Matsuyama, and M. Parenti, (2019) “Reconsidering the Market Size Effect in Innovation and Growth,” CEPR DP #14250.
- Matsuyama, K. (2017), “Geographical Advantage: Home Market Effect in a Multi-Region World,” Research in Economics, 740-758.

- Matsuyama, K. (2023), “Non-CES Aggregators: A Guided Tour,” Annual Review of Economics, forthcoming.
- Matsuyama, K., and P. Ushchev (2017), “Beyond CES: Three Alternative Classes of Flexible Homothetic Demand Systems,” CEPR DP #12210.
- Matsuyama, K., and P. Ushchev (2020a), “When Does Procompetitive Entry Imply Excessive Entry?” CEPR DP #14991.
- Matsuyama, K., and P. Ushchev (2020b), “Constant Pass-Through,” CEPR DP #15475.
- Matsuyama, K., and P. Ushchev (2022), “Destabilizing Effects of Market Size in the Dynamics of Innovation,” Journal of Economic Theory, 200, 105415.
- Matsuyama, K., and P. Ushchev (2023), “Love-for-Variety,” CEPR DP #18184.
- Melitz, M.J. (2003), “The Impact of Trade on Intra-Industry Reallocations, and Aggregate Industry Productivity,” Econometrica, 71, 6, 1695–1725.
- Melitz, M.J., (2018), “Competitive Effects of Trade: Theory and Measurement,” Review of World Economics, 154 (1), 1–13.
- Melitz, M.J., and G.I.P. Ottaviano (2008), “Market size, trade, and productivity,” The Review of Economic Studies, 75 (1), 295–316.
- Melitz, M.J., and S. J. Redding (2014), “Heterogeneous Firms and Trade.” In *Handbook of International Economics*. Vol. 4, edited by Elhanan Helpman, Kenneth Rogoff, and Gita Gopinath, 1–54. Amsterdam: Elsevier North Holland.
- Mrázová, M., and J. P. Neary (2017), “Not So Demanding: Demand Structure and Firm Behavior,” American Economic Review, 107(12): 3835–3874
- Mrázová, M., and J. P. Neary (2019), “Selection Effects with Heterogeneous Firms,” Journal of the European Economic Association 17(4):1294–1334.
- Nocke, V. (2006), “A Gap for Me: Entrepreneurs and Entry.” Journal of the European Economic Association 4 (5): 929–56.
- Ottaviano, G.I.P., T. Tabuchi, and J.-F. Thisse, (2002). “Agglomeration and trade revisited,” International Economic Review, 43, 409–435.
- Parenti, M., P. Ushchev, and J.-F. Thisse, (2017), “Toward a Theory of Monopolistic Competition,” Journal of Economic Theory, 167, 86-115.
- Sampson, T., (2016), “Assignment Reversals: Trade, Skill Allocation and Wage Inequality,” Journal of Economic Theory, 163, 365-409.
- Thisse, J.-F., and P. Ushchev (2018), Monopolistic Competition without Apology, Ch 5 in *Handbook of Game Theory and Industrial Organization*, Vol. I, ed by L. Cochon and M. Marini, Edgar Publication.
- Zhelobodko, Evgeny, Sergey Kokovin, Mathieu Parenti, and Jacques-Francois Thisse, “Monopolistic Competition: Beyond the Constant Elasticity of Substitution,” Econometrica, November 2012, Vol.80, No.6, 2765-2784.

Figures For

Selection and Sorting of Heterogeneous Firms through Competitive Pressures

Kiminori Matsuyama and Philip Ushchev

Date: 2023-07-08, Time: 3:40 PM

<p>Figure 1: Existence and Uniqueness Cutoff Rule and Free Entry Condition jointly determine ψ_c and $A = A(\mathbf{p})$ uniquely.</p>	<p style="text-align: center;"> $\pi\left(\frac{\psi_c}{A}\right) = \frac{F}{L}$ $\frac{F_e}{L} = \int_{\underline{\psi}}^{\psi_c} \left[\pi\left(\frac{\psi}{A}\right) - \frac{F}{L} \right] dG(\psi)$ </p>
<p>Figure 2: CES Benchmark</p>	<p style="text-align: center;"> $c_0\left(\frac{\psi_c}{A}\right)^{1-\sigma} = \frac{F}{L}$ $\int_{\underline{\psi}}^{\psi_c} \left[\left(\frac{\psi}{\psi_c}\right)^{1-\sigma} - 1 \right] dG(\psi) = \frac{F_e}{F}$ $\frac{F_e}{L} = \int_{\underline{\psi}}^{\psi_c} \left[c_0\left(\frac{\psi}{A}\right)^{1-\sigma} - \frac{F}{L} \right] dG(\psi)$ </p>

Figure 3: Cross-Sectional Implications of A2 and A3

Figure 3a: Log-Supermodular Profit under A2

Log-profit always downward-sloping and strictly concave under A2. A lower A causes a parallel leftward shift; A higher L causes a parallel upward shift.

[Under the weak A3, the graph of log-revenue has the same properties.]

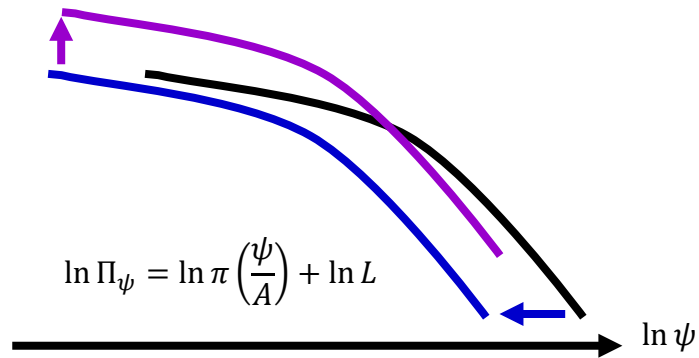


Figure 3b: A2 & A3 and Log-Supermodular Markup Rate

Downward-sloping under A2 and strict(weak)ly convex under strong(weak) A3. A lower A (more competitive pressures) causes a parallel leftward shift.

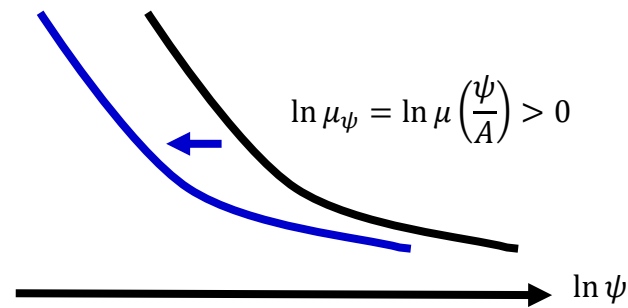


Figure 3c: A2 & the weak A3 and Log-Supermodular Employment

Hump-shaped and strictly concave under A2 and the weak A3. A lower A (more competitive pressures) causes a parallel leftward shift; A higher L (larger market size) causes a parallel upward shift.

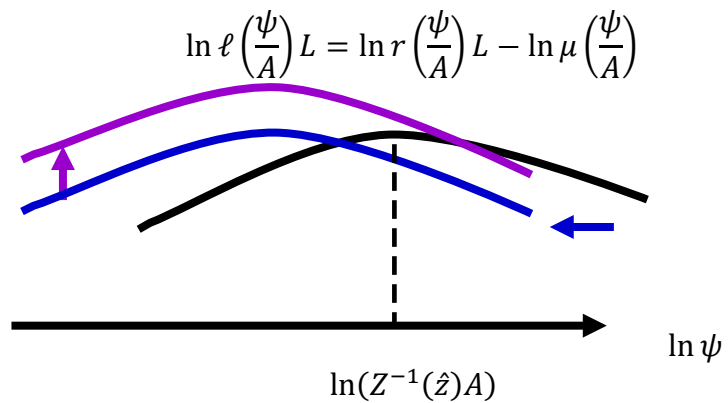


Figure 3d: A2 and strong A3 and Pass-Through Rate

Under A2, $\ln \rho(\psi/A) < 0$;
 Under strong A3, strictly increasing;
 Under A2 and strong A3, globally strictly convex for a sufficiently small \bar{z} ;
 A lower A (more competitive pressures) causes a parallel leftward shift.

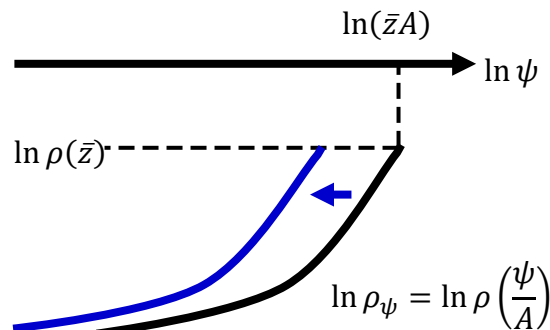
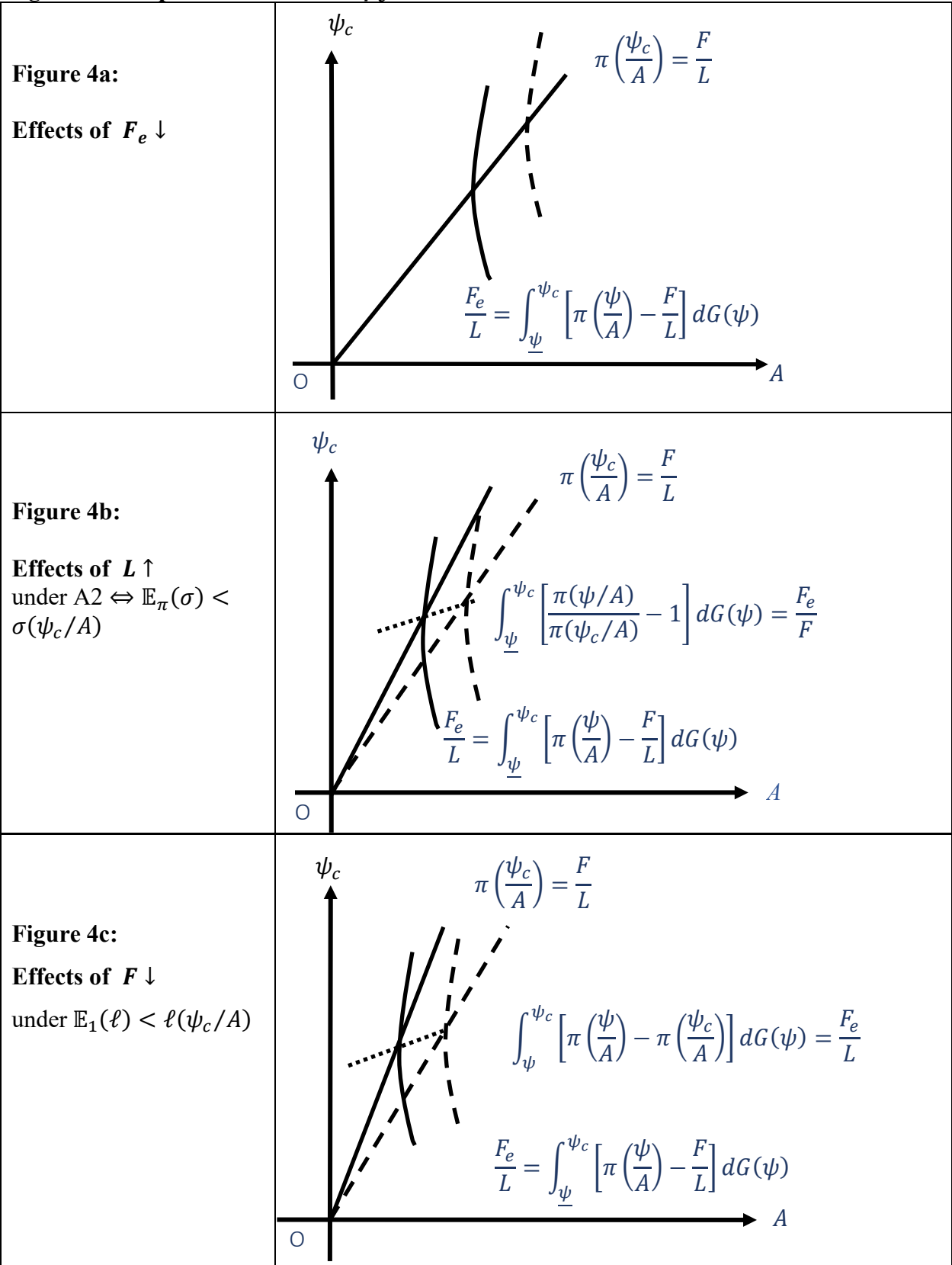


Figure 4: Comparative Statics on ψ_c and A



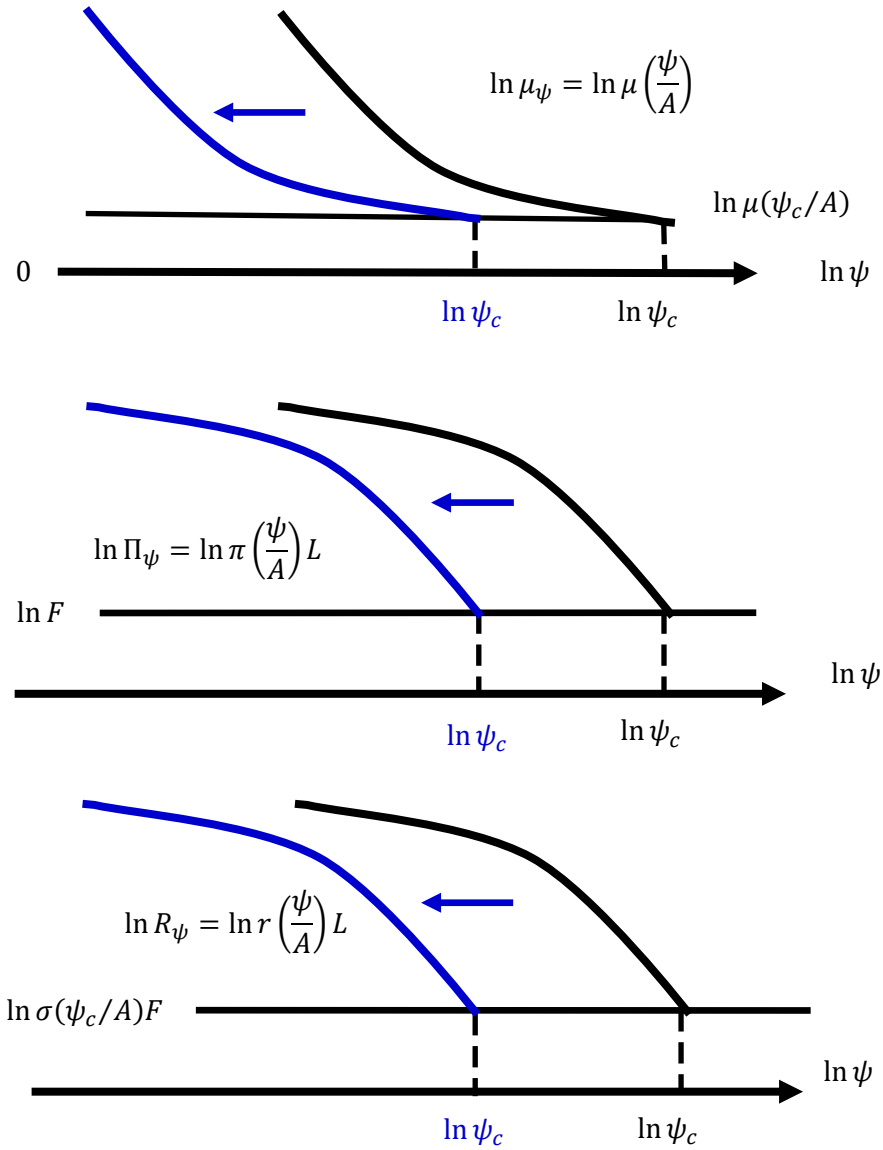


Figure 5a: $F_e \downarrow$ under A2 and the weak A3

From Corollary 6a of Proposition 6, $A \downarrow$, $\psi_c \downarrow$ with ψ_c/A unchanged. Hence, the cutoff firms before the change and those after the change have the same markup rate $\mu(\psi_c/A)$, the same profit $\pi(\psi_c/A)L = F$, and the same revenue, $r(\psi_c/A)L = \sigma(\psi_c/A)\pi(\psi_c/A)L = \sigma(\psi_c/A)F$.

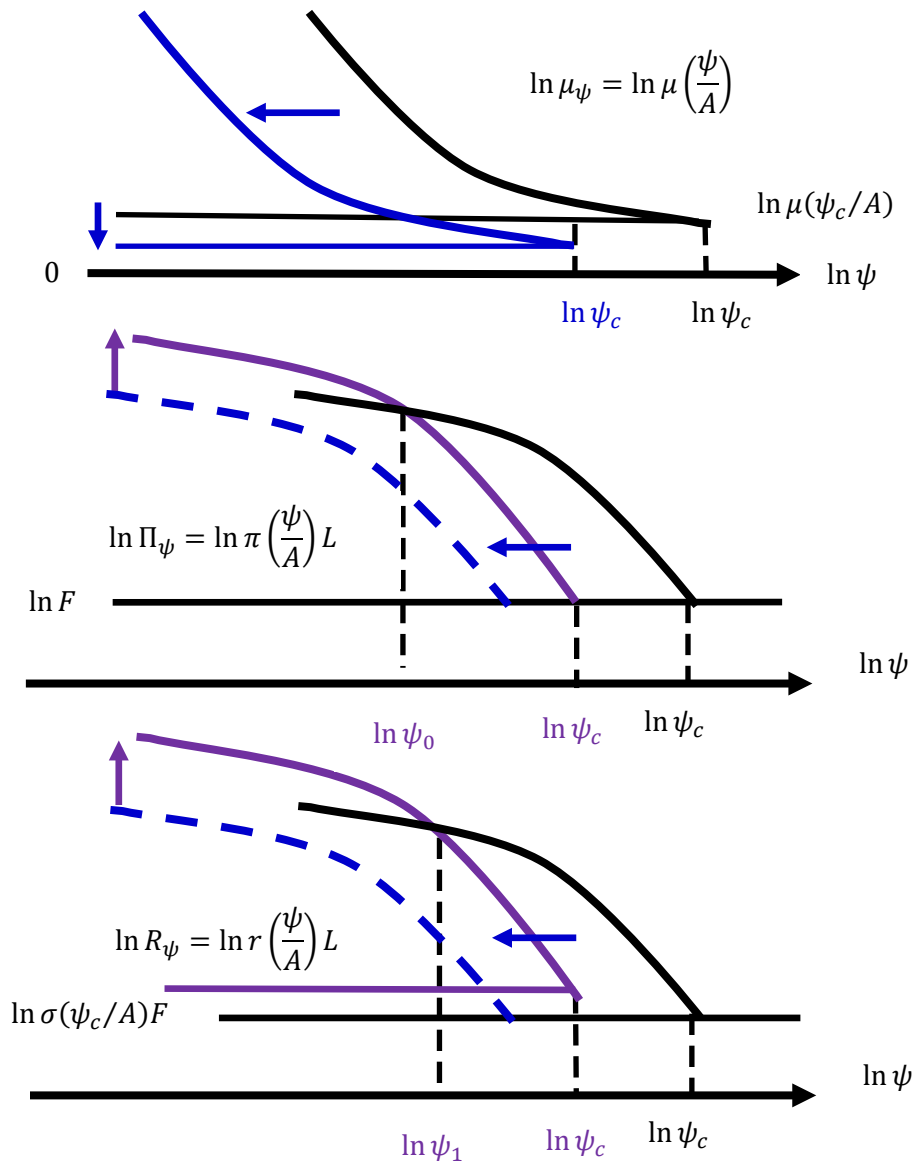


Figure 5b: An increase in L under A2 and the weak A3

From Corollary 6b of Proposition 6, $A \downarrow$, $\psi_c \downarrow$ with $\psi_c/A \uparrow$ and $\sigma(\psi_c/A) \uparrow$. Hence, compared to the cutoff firms before the change, the cutoff firms after the change have a lower markup rate, $\mu(\psi_c/A) \downarrow$, the same profit, $\pi(\psi_c/A)L = F$, and a higher revenue, $r(\psi_c/A)L = \sigma(\psi_c/A)F \uparrow$

From Proposition 7a, the profits are up (down) for $\psi < (>)\psi_0$.

From Proposition 7b, the revenues are up (down) for $\psi < (>)\psi_1$ for a sufficiently small F .

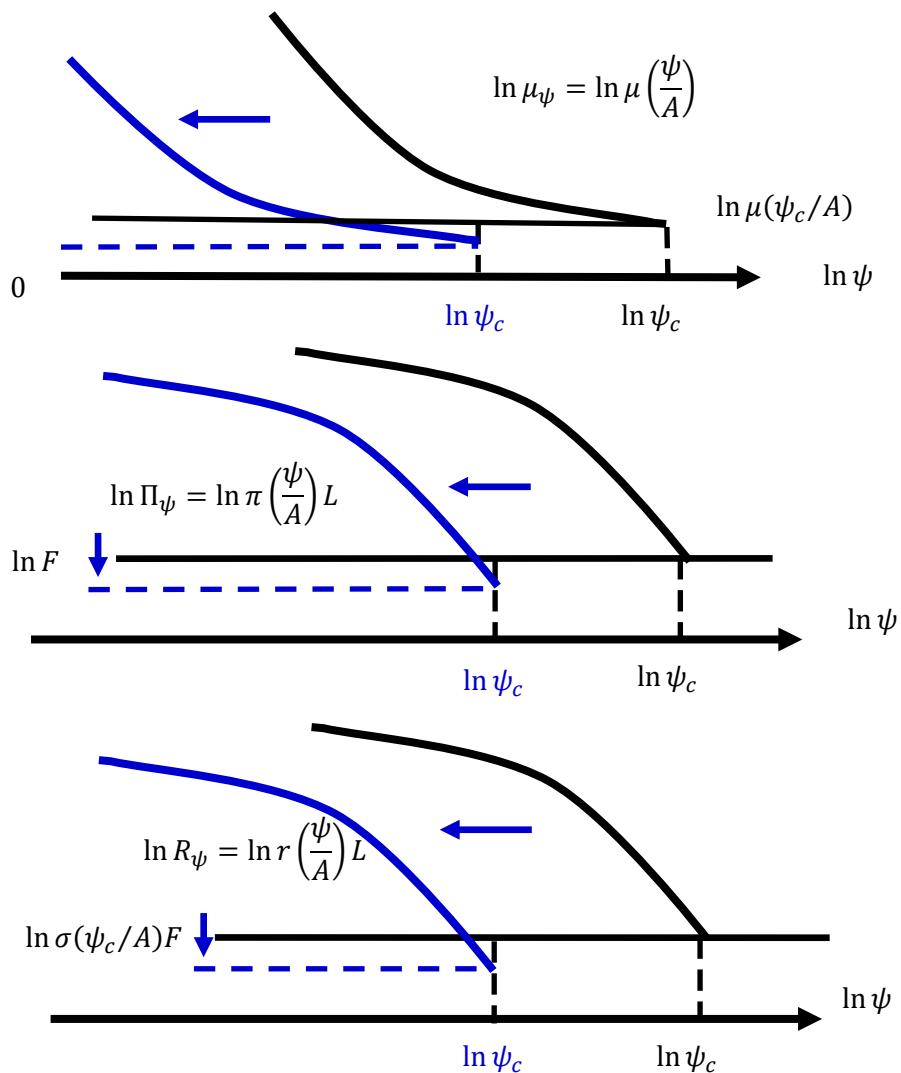


Figure 5c: $F \downarrow$ under A2 and the weak A3 with $\ell'(\cdot) > 0$

From Corollary 6c of Proposition 6, $A \downarrow$, $\psi_c \downarrow$ with $\psi_c/A \uparrow$ and $\sigma(\psi_c/A) \uparrow$. Hence, compared to the cutoff firms before the change, the cutoff firms after the change have a lower markup rate, $\mu(\psi_c/A) \downarrow$, a lower profit, $\pi(\psi_c/A)L = F \downarrow$, and a lower revenue, $r(\psi_c/A)L = \sigma(\psi_c/A)F \downarrow$.

Figure 6: The Limit Case: for $F \rightarrow 0$ with $\bar{z} < \infty$.

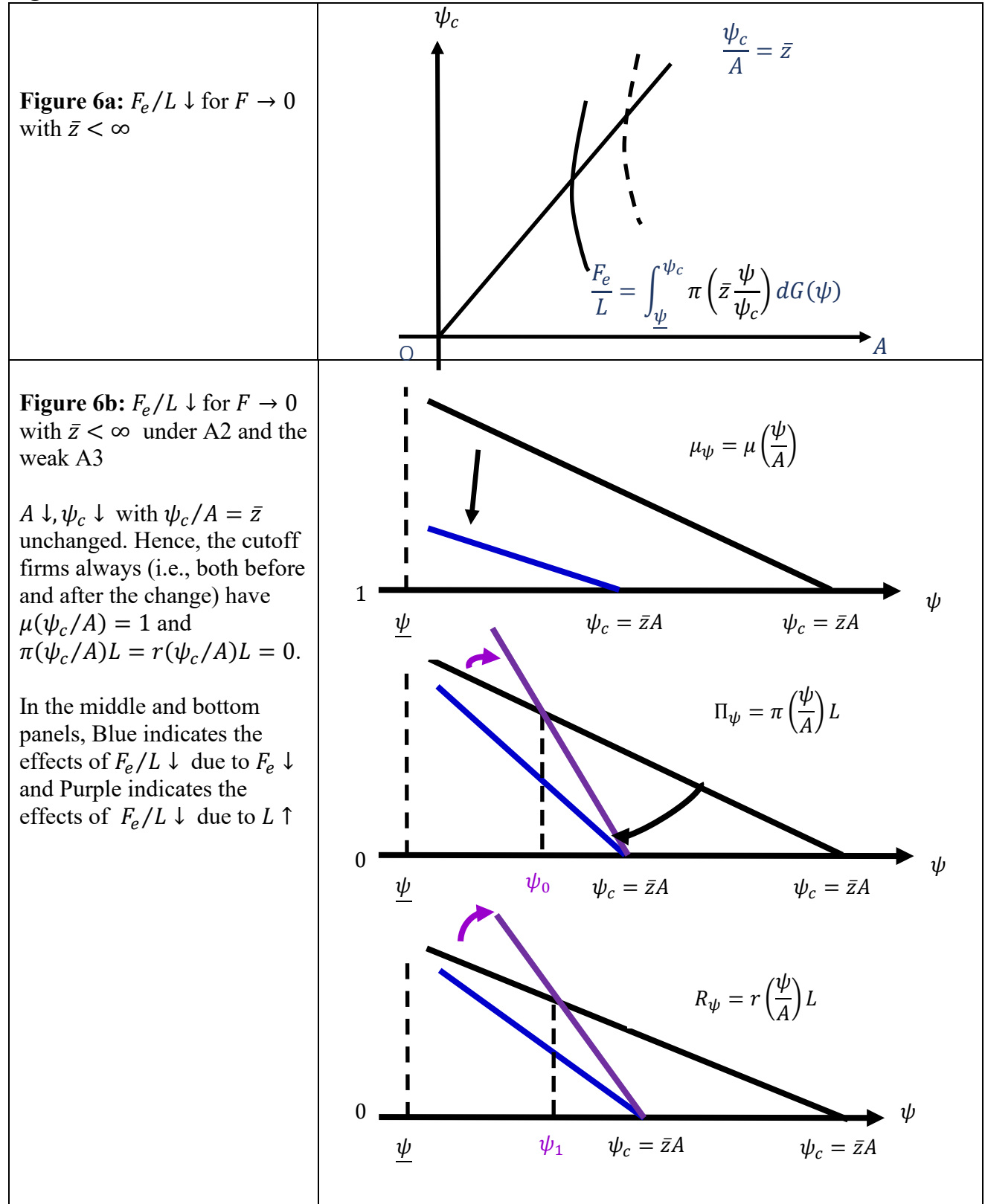


Figure 7:
Logic behind
Sorting

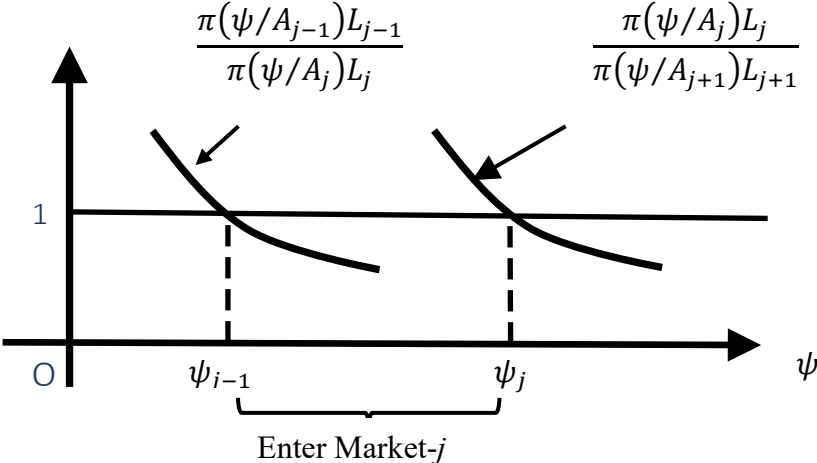
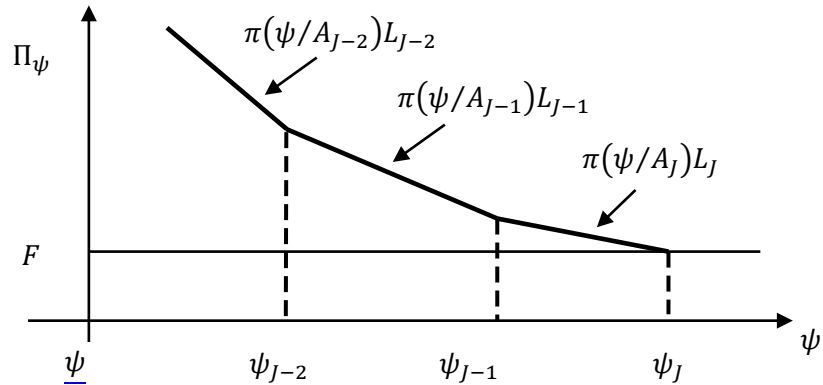
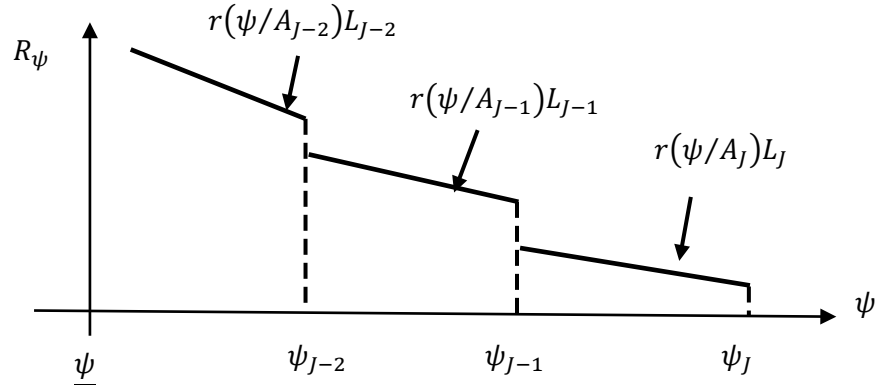


Figure 8: Profit, Revenue, Markup, and Pass-through Schedules across Firms and Markets

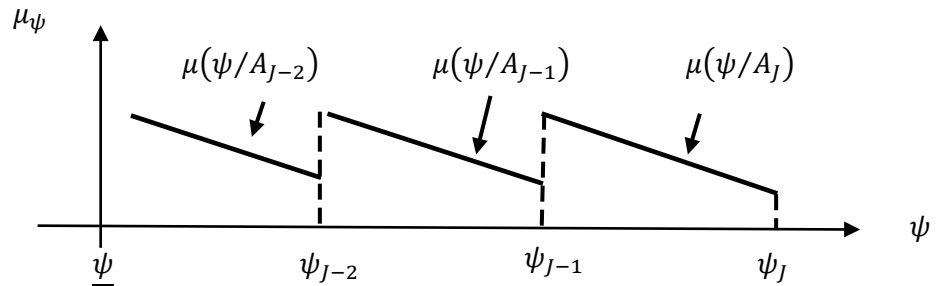
**Figure 8a:
Profits: Under A2**



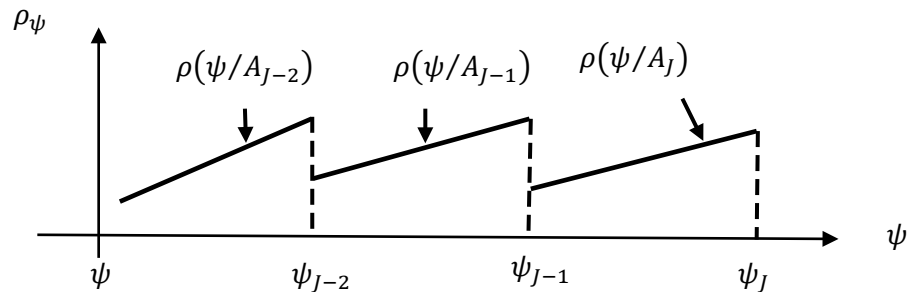
**Figure 8b:
Revenues under A2**



**Figure 8c:
Markup rates under A2**



**Figure 8d:
Pass-through rates under A2 and the strong A3**



**Appendices for
Selection and Sorting of Heterogeneous Firms through Competitive Pressures**

Kiminori Matsuyama and Philip Ushchev

Date: 2023-07-08, Time: 3:40 PM

Appendix A: Firm type distributions and their elasticities

Appendix B: A Sufficient Condition under which the equilibrium is well-defined

Appendix C: Technical Proofs

Appendix D: Three Parametric Families of H.S.A.

Appendix A: Firm type distributions and their elasticities

Let the distribution of the marginal cost, ψ , be given by its cdf, $G(\psi)$, with the support, $(\underline{\psi}, \bar{\psi}) \subseteq (0, \infty)$, and hence that of productivity, $\varphi = 1/\psi$, be given by its cdf, $F(\varphi) = 1 - G(1/\varphi)$, with the support, $(\underline{\varphi}, \bar{\varphi}) = (1/\bar{\psi}, 1/\underline{\psi}) \subseteq (0, \infty)$. We assume that these cdfs are thrice continuously differentiable, C^3 , and hence that their pdfs satisfy, $G'(\psi) = g(\psi) > 0$ on $(\underline{\psi}, \bar{\psi})$ and $F'(\varphi) = f(\varphi) > 0$ on $(\underline{\varphi}, \bar{\varphi})$ and are twice continuously differentiable, C^2 , so that $\mathcal{E}_G(\psi) \equiv \psi g(\psi)/G(\psi) \in C^2$, $\mathcal{E}_g(\psi) \equiv \psi g'(\psi)/g(\psi) \in C^1$ and $\mathcal{E}_F(\varphi) \equiv \varphi f(\varphi)/F(\varphi) \in C^2$, $\mathcal{E}_f(\varphi) \equiv \varphi f'(\varphi)/f(\varphi) \in C^1$. It is straightforward to show that:

$$\varphi f(\varphi) = \psi g(\psi);$$

$$\mathcal{E}_f(\varphi) + \mathcal{E}_g(\psi) = -2;$$

and

$$\varphi \mathcal{E}_f'(\varphi) = \psi \mathcal{E}_g'(\psi).$$

We also assume that the mean productivity is finite:

$$\int_{\underline{\varphi}}^{\bar{\varphi}} \varphi f(\varphi) d\varphi = \int_{\underline{\psi}}^{\bar{\psi}} \psi^{-1} g(\psi) d\psi < \infty.$$

This is guaranteed if $\underline{\psi} > 0 \Leftrightarrow \bar{\varphi} < \infty$. If $\underline{\psi} = 0 \Leftrightarrow \bar{\varphi} = \infty$, a sufficient condition for the finite mean productivity is given by:

$$-\lim_{\psi \rightarrow 0} \mathcal{E}_g(\psi) = \lim_{\varphi \rightarrow \infty} \mathcal{E}_f(\varphi) + 2 < 0.$$

To see this, note that $\lim_{\varphi \rightarrow \infty} \mathcal{E}_f(\varphi) + 2 < 0 \Leftrightarrow \lim_{\varphi \rightarrow \infty} \mathcal{E}_f(\varphi) + 1 < -1$ implies that $\varphi f(\varphi)$ decreases faster than $1/\varphi$ as $\varphi \rightarrow \infty$, $\int_{\underline{\varphi}}^{\infty} \varphi f(\varphi) d\varphi < \infty$.⁵⁴

Lemma 1:

$$\mathcal{E}'_g(\psi) < 0, \forall \psi \in (\underline{\psi}, \bar{\psi}) \Rightarrow \mathcal{E}'_G(\psi) < 0, \forall \psi \in (\underline{\psi}, \bar{\psi}).$$

Furthermore, if $\underline{\psi} = 0$ and $\lim_{\psi \rightarrow 0} \psi g(\psi) = 0$,

$$\mathcal{E}'_g(\psi) \geq 0, \forall \psi \in (0, \bar{\psi}) \Rightarrow \mathcal{E}'_G(\psi) \geq 0, \forall \psi \in (0, \bar{\psi}).$$

Proof:⁵⁵ $\mathcal{E}'_g(\psi) \geq 0, \forall \psi \in (\underline{\psi}, \bar{\psi})$ implies

$$\begin{aligned} [\mathcal{E}_g(\psi) + 1]G(\psi) &= [\mathcal{E}_g(\psi) + 1] \int_{\underline{\psi}}^{\psi} g(\xi) d\xi \geq \int_{\underline{\psi}}^{\psi} [\mathcal{E}_g(\xi) + 1]g(\xi) d\xi \\ &= \int_{\underline{\psi}}^{\psi} [\xi g'(\xi) + g(\xi)] d\xi = \int_{\underline{\psi}}^{\psi} d[\xi g(\xi)] = \psi g(\psi) - \lim_{\psi \rightarrow \underline{\psi}} \psi g(\psi), \end{aligned}$$

which in turn implies

$$\begin{aligned} \mathcal{E}'_G(\psi) &= \frac{d}{d\psi} \left[\frac{\psi g(\psi)}{G(\psi)} \right] = \frac{[\psi g'(\psi) + g(\psi)]G(\psi) - \psi[g(\psi)]^2}{[G(\psi)]^2} \\ &= \frac{g(\psi)}{[G(\psi)]^2} \{ [\mathcal{E}_g(\psi) + 1]G(\psi) - \psi g(\psi) \} \geq - \frac{g(\psi)}{[G(\psi)]^2} \left[\lim_{\psi \rightarrow \underline{\psi}} \psi g(\psi) \right]. \end{aligned}$$

Hence, the first part always holds, while the second part holds because $\lim_{\psi \rightarrow 0} \psi g(\psi) = 0$.

This completes the proof. ■

⁵⁴Equivalently, $-\lim_{\psi \rightarrow 0} \mathcal{E}_g(\psi) < 0 \Leftrightarrow \lim_{\psi \rightarrow 0} \mathcal{E}_g(\psi) - 1 > -1$, implies that $\psi^{-1}g(\psi)$ increases slower than ψ^{-1} as $\psi \searrow 0$, hence $\int_0^{\bar{\psi}} \psi^{-1}g(\psi) d\psi < \infty$. Even though this condition for the finite mean productivity is sufficient but not necessary, it is close to being necessary in the sense that the mean productivity is infinite if $-\lim_{\psi \rightarrow 0} \mathcal{E}_g(\psi) = \lim_{\varphi \rightarrow \infty} \mathcal{E}_f(\varphi) + 2 > 0$. The case of $-\lim_{\psi \rightarrow 0} \mathcal{E}_g(\psi) = \lim_{\varphi \rightarrow \infty} \mathcal{E}_f(\varphi) + 2 = 0$ would require case-by-case scrutiny.

⁵⁵ For the second part of Lemma 1, we consider only the case of $\underline{\psi} = 0$, since $\underline{\psi} > 0$ and $\lim_{\psi \rightarrow \underline{\psi}} \psi g(\psi) = 0$ would imply $\lim_{\psi \rightarrow \underline{\psi}} g(\psi) = 0$, so that $\lim_{\psi \rightarrow \underline{\psi}} \mathcal{E}_g(\psi) = \infty$, hence $\mathcal{E}'_g(\psi) < 0$ for ψ close to $\underline{\psi} > 0$. Thus, it would be impossible to satisfy $\mathcal{E}'_g(\psi) \geq 0, \forall \psi \in (\underline{\psi}, \bar{\psi})$. It is also worth noting that the second part would fail if $\underline{\psi} > 0$ and $\lim_{\psi \rightarrow \underline{\psi}} \psi g(\psi) > 0$. [An example is a truncated power, for which $\mathcal{E}'_g(\cdot) = 0$ but $\mathcal{E}'_G(\cdot) \neq 0$.] Lemma 1 can also be obtained as a corollary of Theorem 1 and Theorem 2 of Bagnoli and Bergstrom (2005) by noting that $\mathcal{E}'_G(\cdot) < (>)0$ if and only if the cdf of $\theta \equiv \ln \psi$, $G(e^\theta)$, is log-concave (log-convex) and that $\mathcal{E}'_g(\cdot) < (>)0$ if and only if the density of θ , $e^\theta g(e^\theta)$, is log-concave (log-convex).

The following lemma states how a change in ψ_c shifts the distribution of $\xi \equiv \psi/\psi_c$, the marginal cost relative to the cutoff marginal cost, ψ_c , among surviving firms. It shows that, if $\mathcal{E}_g(\cdot)$ is increasing (decreasing), an increase in ψ_c causes a shift to the right (left) in the sense of the monotone likelihood ratio ordering; and that, if $\mathcal{E}_G(\cdot)$ is increasing (decreasing), an increase in ψ_c causes a shift to the right (left) in the sense of the first-order stochastic dominance.

Lemma 2: Define $\xi \equiv \psi/\psi_c \in (\underline{\xi}, 1)$, where $\underline{\xi} \equiv \underline{\psi}/\psi_c$. Consider a cdf,

$$\tilde{G}(\xi; \psi_c) \equiv \frac{G(\psi_c \xi)}{G(\psi_c)},$$

and its density function,

$$\tilde{g}(\xi; \psi_c) \equiv \frac{d\tilde{G}(\xi; \psi_c)}{d\xi} = \frac{\psi_c g(\psi_c \xi)}{G(\psi_c)},$$

whose support is $(\underline{\xi}, 1)$ with $\tilde{G}(\underline{\xi}; \psi_c) = 0$ and $\tilde{G}(1; \psi_c) = 1$. Then,

$$\mathcal{E}'_g(\xi) \gtrless 0, \forall \xi \in (\underline{\xi}, 1) \Rightarrow \frac{\partial^2 \ln \tilde{g}(\xi; \psi_c)}{\partial \xi \partial \psi_c} \gtrless 0, \forall \xi \in (\underline{\xi}, 1)$$

and

$$\mathcal{E}'_G(\xi) \gtrless 0, \forall \xi \in (\underline{\xi}, 1) \Rightarrow \frac{\partial \tilde{G}(\xi; \psi_c)}{\partial \psi_c} \lesseqgtr 0, \forall \xi \in (\underline{\xi}, 1).$$

Proof: The first statement follows from

$$\frac{\partial^2 \ln \tilde{g}(\xi; \psi_c)}{\partial \xi \partial \psi_c} = \frac{\partial^2 \ln g(\psi_c \xi)}{\partial \xi \partial \psi_c} = \mathcal{E}'_g(\psi_c \xi) \gtrless 0, \quad \forall \xi \in (\underline{\xi}, 1).$$

The second statement follows from

$$\frac{\partial \ln \tilde{G}(\xi; \psi_c)}{\partial \ln \psi_c} = \frac{\partial \ln [G(\psi_c \xi)/G(\psi_c)]}{\partial \ln \psi_c} = \mathcal{E}_G(\psi_c \xi) - \mathcal{E}_G(\psi_c) \lesseqgtr 0, \forall \xi \in (\underline{\xi}, 1),$$

if $\mathcal{E}'_G(\xi) \gtrless 0$. This completes the proof. ■

The signs of $\mathcal{E}'_g(\cdot)$ and of $\mathcal{E}'_G(\cdot)$ play critical roles for some of the comparative statics results.

Thus, we now list some parametric families of distributions (widely used in the literature), for which the sign of $\mathcal{E}'_g(\cdot)$ never changes over the support, which also means, from Lemma 1, that the sign of $\mathcal{E}'_G(\cdot)$ never changes over the support, either.

Example 1: Pareto (or power) distribution. The cdfs are given by

$$F(\varphi) = 1 - \left(\frac{\varphi}{\underline{\varphi}}\right)^{-\kappa} \Leftrightarrow G(\psi) = \left(\frac{\psi}{\bar{\psi}}\right)^{\kappa};$$

for $\varphi > \underline{\varphi} > 0 \Leftrightarrow 0 < \psi < \bar{\psi} < \infty$. The pdfs satisfy:

$$\varphi f(\varphi) = \kappa \left(\frac{\varphi}{\underline{\varphi}}\right)^{-\kappa} = \kappa \left(\frac{\psi}{\bar{\psi}}\right)^{\kappa} = \psi g(\psi)$$

Hence, $\mathcal{E}_f(\varphi) = -\kappa - 1$ and $\mathcal{E}_g(\psi) = \kappa - 1$, so that $\mathcal{E}'_f(\varphi) = \mathcal{E}'_g(\psi) = 0$. The condition for the finite mean productivity is given by $\kappa > 1$.

Example 2: Generalized Pareto (Power) distribution. The generalized Pareto (Power) family nests Pareto (Power) as a special case and allows all the three possibilities for $\text{sgn}\{\mathcal{E}'_f(\cdot)\} = \text{sgn}\{\mathcal{E}'_g(\cdot)\}$ to depend on the parameter values. The cdfs are given by

$$F(\varphi) = 1 - \left(1 + \frac{\varphi - \underline{\varphi}}{\lambda}\right)^{-\kappa}, \quad \varphi > \underline{\varphi} > 0, \quad \lambda > 0.$$

$$G(\psi) = \left(1 + \frac{1/\psi - 1/\bar{\psi}}{\lambda}\right)^{-\kappa}, \quad 0 < \psi < \bar{\psi} < \infty, \quad \lambda > 0.$$

Hence, the pdfs satisfy:

$$\varphi f(\varphi) = \frac{\varphi \kappa}{\lambda} \left(1 + \frac{\varphi - \underline{\varphi}}{\lambda}\right)^{-\kappa-1} = \frac{\kappa}{\psi \lambda} \left(1 + \frac{1/\psi - 1/\bar{\psi}}{\lambda}\right)^{-\kappa-1} = \psi g(\psi)$$

from which

$$\mathcal{E}_f(\varphi) = -(1 + \kappa) \left(\frac{\varphi}{\lambda - \underline{\varphi} + \varphi}\right) = -(1 + \kappa) \left(\frac{1/\psi}{\lambda - 1/\bar{\psi} + 1/\psi}\right) = -\mathcal{E}_g(\psi) - 2.$$

Clearly, the standard Pareto (Power) distribution is a special case with $\lambda = \underline{\varphi} = 1/\bar{\psi}$. More generally, one can readily verify that:

$$\psi \mathcal{E}'_g(\psi) = \varphi \mathcal{E}'_f(\varphi) = -(1 + \kappa) \frac{\varphi (\lambda - \underline{\varphi})}{(\lambda - \underline{\varphi} + \varphi)^2} \geq 0 \Leftrightarrow \lambda \leq \underline{\varphi} = 1/\bar{\psi}.$$

Example 3: Lognormal distribution. Since $\ln \varphi = -\ln \psi$, productivity is distributed lognormally if and only if the marginal cost is distributed lognormally. In this case, the support is $(0, \infty)$. For all $\varphi > 0$ and for all $\psi > 0$, the pdfs can be represented by

$$f(\varphi) = \frac{1}{\varphi \tilde{\sigma} \sqrt{2\pi}} \exp\left\{-\frac{(\log \varphi - \mu)^2}{2\tilde{\sigma}^2}\right\},$$

$$g(\psi) = \frac{1}{\psi \tilde{\sigma} \sqrt{2\pi}} \exp\left\{-\frac{(\log \psi + \mu)^2}{2\tilde{\sigma}^2}\right\},$$

where $\mu \in \mathbb{R}$ and $\tilde{\sigma} > 0$. The mean productivity is:

$$\int_0^\infty \varphi f(\varphi) d\varphi = \int_0^\infty \psi^{-1} g(\psi) d\psi = \exp\left\{\mu + \frac{\tilde{\sigma}^2}{2}\right\} < \infty.$$

The elasticities of the pdfs are strictly decreasing, because

$$\begin{aligned} \varepsilon_f(\varphi) &= \frac{\mu - \log \varphi}{\tilde{\sigma}^2} - 1 = \frac{\mu + \log \psi}{\tilde{\sigma}^2} - 1 = -\varepsilon_g(\psi) - 2 \\ \Rightarrow \varphi \varepsilon'_f(\varphi) &= \psi \varepsilon'_g(\psi) = -\frac{1}{\tilde{\sigma}^2} < 0. \end{aligned}$$

Hence, from Lemma 1, the elasticities of the cdfs are also strictly decreasing.

Example 4: Fréchet and Weibull distributions. The parametric families of Fréchet and Weibull distributions both belong to the class of extreme-value distributions.⁵⁶ When the distribution of φ is Fréchet (respectively, Weibull) if and only if that of $\psi = 1/\varphi$ is Weibull (respectively, Fréchet). Therefore, we consider the case of φ being Fréchet and omit the case of φ being Weibull.

For all $\varphi > 0$ and for all $\psi > 0$, the cdf of the Fréchet productivity distribution F and the corresponding Weibull cost distribution G are given, respectively, by

$$F(\varphi) = \exp\{-\varphi^{-\alpha}\}, \quad G(\psi) = 1 - \exp\{-\psi^\alpha\},$$

where $\alpha > 0$. The pdfs are given by

$$f(\varphi) = \alpha \varphi^{-(1+\alpha)} \exp\{-\varphi^{-\alpha}\}, \quad g(\psi) = \alpha \psi^{\alpha-1} \exp\{-\psi^\alpha\}.$$

Hence,

$$\begin{aligned} \varepsilon_f(\varphi) &= -(1 + \alpha) + \alpha \varphi^{-\alpha}, \quad \varepsilon_g(\psi) = \alpha - 1 - \alpha \psi^\alpha \\ \Rightarrow \varphi \varepsilon'_f(\varphi) &= -\alpha^2 \varphi^{-\alpha} = -\alpha^2 \psi^\alpha = \psi \varepsilon'_g(\psi) < 0, \end{aligned}$$

so that the elasticities of the pdfs are strictly decreasing, and so are the elasticities of the cdfs from Lemma 1. The mean productivity is finite if and only if

⁵⁶ The third parametric family belonging to the class of extreme-value distributions is the Gumbel distribution. However, without any modification (e.g., truncation), it is not a legitimate distribution for φ or ψ since its support includes negative real numbers.

$$-\lim_{\psi \rightarrow 0} \mathcal{E}_g(\psi) = \lim_{\varphi \rightarrow \infty} \mathcal{E}_f(\varphi) + 2 = \alpha - 1 < 0 \Leftrightarrow \alpha > 1.$$

and given by:

$$\int_0^\infty \varphi f(\varphi) d\varphi = \int_0^\infty \psi^{-1} g(\psi) d\psi = \Gamma\left(1 - \frac{1}{\alpha}\right) < \infty,$$

where $\Gamma(x)$ is the Gamma function.

$$\Gamma(x) \equiv \int_0^\infty y^{x-1} \exp\{-y\} dy.$$

Appendix B: A Sufficient Condition under which the equilibrium is well-defined.

For the equilibrium discussed in the main text to be well-defined, the integrals in the free entry condition and the adding-up constraint must be both well-defined. Since

$$\pi\left(\frac{\psi}{A}\right) = \frac{r(\psi/A)}{\sigma(\psi/A)} < r\left(\frac{\psi}{A}\right),$$

it suffices to show that

$$\int_{\underline{\psi}}^{\psi_c} r\left(\frac{\psi}{A}\right) dG(\psi) < \infty.$$

First, we introduce the following lemma.

Lemma 3: If $\zeta(0) < \infty$, $\lim_{z \rightarrow 0} \frac{z\zeta'(z)}{\zeta(z)} = \lim_{z \rightarrow 0} \mathcal{E}_\zeta(z) = 0$.

Proof: This follows from $1 < \zeta(z) = \zeta(0) \exp\left[\int_0^z \frac{\xi\zeta'(\xi)}{\zeta(\xi)} \frac{d\xi}{\xi}\right] = \zeta(0) \exp\left[\int_0^z \mathcal{E}_\zeta(\xi) \frac{d\xi}{\xi}\right] < \infty$. ■

Lemma 4. The above integral is finite and hence well-defined, either if $\underline{\psi} > 0 \Leftrightarrow \bar{\varphi} < \infty$ or

$$1 \leq \lim_{z \rightarrow 0} \zeta(z) < 2 + \lim_{\psi \rightarrow 0} \mathcal{E}_g(\psi) = -\lim_{\varphi \rightarrow \infty} \mathcal{E}_f(\varphi) < \infty,$$

for $\underline{\psi} = 0 \Leftrightarrow \bar{\varphi} = \infty$.

Proof. Clearly, the integral is well-defined if $\underline{\psi} > 0$. Now suppose $\underline{\psi} = 0$, and $1 \leq \lim_{z \rightarrow 0} \zeta(z) \equiv \zeta(0) < 2 + \lim_{\psi \rightarrow 0} \mathcal{E}_g(\psi) < \infty$. First, $1 \leq \zeta(0) < \infty$ implies $\lim_{z \rightarrow 0} \mathcal{E}_\zeta(z) = 0$ from Lemma 3.

Second, because

$$\frac{\partial \ln \left[r \left(\frac{\psi}{A} \right) g(\psi) \right]}{\partial \ln \psi} = \varepsilon_g(\psi) + \frac{\partial \ln \left[\pi \left(\frac{\psi}{A} \right) \right]}{\partial \ln \psi} + \frac{\partial \ln \left[\sigma \left(\frac{\psi}{A} \right) \right]}{\partial \ln \psi} = \varepsilon_g(\psi) - \frac{\left[\sigma \left(\frac{\psi}{A} \right) - 1 \right]^2}{\sigma \left(\frac{\psi}{A} \right) - 1 + \varepsilon_\zeta \left(\zeta \left(\frac{\psi}{A} \right) \right)},$$

$$\lim_{\psi \rightarrow 0} \frac{\partial \ln \left[r \left(\frac{\psi}{A} \right) g(\psi) \right]}{\partial \ln \psi} = \lim_{\psi \rightarrow 0} \varepsilon_g(\psi) - \zeta(0) + 1 > -1,$$

where use has been made of $\lim_{z \rightarrow 0} \varepsilon_\zeta(z) = 0$ and $\zeta(0) < 2 + \lim_{\psi \rightarrow 0} \varepsilon_g(\psi)$. This inequality means

that, for every finite $\psi_c > 0$, there exist $\Lambda(\psi_c) > 0$ and $\delta > 0$ such that,

$$\int_0^{\psi_c} r \left(\frac{\psi}{A} \right) g(\psi) d\psi < \int_0^{\psi_c} \Lambda(\psi_c) \psi^{\delta-1} d\psi = \Lambda(\psi_c) \frac{\psi_c^\delta}{\delta} < \infty.$$

This completes the proof. ■

It should be noted that the finite mean productivity is neither sufficient nor necessary for the existence of equilibrium. The equilibrium exists even when the mean productivity is infinite, if

$$1 \leq \lim_{z \rightarrow 0} \zeta(z) < 2 + \lim_{\psi \rightarrow 0} \varepsilon_g(\psi) = - \lim_{\varphi \rightarrow \infty} \varepsilon_f(\varphi) < 2,$$

while the equilibrium fails to exist even when the mean productivity is finite if

$$\lim_{z \rightarrow 0} \zeta(z) > 2 + \lim_{\psi \rightarrow 0} \varepsilon_g(\psi) = - \lim_{\varphi \rightarrow \infty} \varepsilon_f(\varphi) > 2.$$

For example, $\zeta(z) = \sigma > 1$ under CES, and $\varepsilon_g(\psi) = \kappa - 1$ under a Power (Pareto), so that the equilibrium exists if $1 < \sigma < \kappa + 1$, and the mean productivity is finite if $\kappa > 1$. Hence, the equilibrium exists even when the mean productivity is infinite, if $1 < \sigma < \kappa + 1 < 2$, while the equilibrium fails to exist even when the mean productivity is finite, if $\sigma > \kappa + 1 > 2$.

Appendix C: Technical Proofs

C.1. Proof of Lemma 6

Lemma 6: Under A2 and the weak A3, $\lim_{\psi/A \rightarrow 0} \rho(\psi/A) \sigma(\psi/A) < 1 < \lim_{\psi/A \rightarrow \bar{z}} \rho(\psi/A) \sigma(\psi/A)$.

Proof: The proof proceeds in two steps.

Step 1: **A2** and the weak **A3** jointly imply

$$\lim_{\psi/A \rightarrow 0} \rho \left(\frac{\psi}{A} \right) < 1 \Leftrightarrow \lim_{z \rightarrow 0} \frac{z \zeta'(z) / \zeta(z)}{\zeta(z) - 1} > 0.$$

From Lemma 3, the numerator goes to zero, hence, $\lim_{z \rightarrow 0} \zeta(z) = \lim_{\psi/A \rightarrow 0} \sigma(\psi/A) = 1$, which proves $\lim_{\psi/A \rightarrow 0} \rho(\psi/A)\sigma(\psi/A) < 1$.

Step 2: For $\bar{z} < \infty$,

$$\lim_{z \rightarrow \bar{z}} \zeta(z) = \lim_{\psi/A \rightarrow \bar{z}} \sigma(\psi/A) = \infty \Rightarrow \lim_{\psi/A \rightarrow \bar{z}} \rho(\psi/A)\sigma(\psi/A) = \infty.$$

For $\bar{z} = \infty$, if $\lim_{\psi/A \rightarrow \infty} \rho(\psi/A) = 1$,

$$\lim_{\psi/A \rightarrow \bar{z}} \rho(\psi/A)\sigma(\psi/A) = \lim_{\psi/A \rightarrow \bar{z}} \sigma(\psi/A) > 1.$$

On the other hand, if $\lim_{\psi/A \rightarrow \infty} \rho(\psi/A) < 1 \Leftrightarrow \lim_{z \rightarrow \infty} \frac{z\zeta'(z)/\zeta(z)}{\zeta(z)-1} > 0 \Leftrightarrow \lim_{z \rightarrow \infty} \frac{z\zeta'(z)}{\zeta(z)} > 0$,

$$\lim_{\psi/A \rightarrow \infty} \sigma\left(\frac{\psi}{A}\right) = \lim_{z \rightarrow \infty} \zeta(z) = \zeta(z') \exp\left[\int_{z'}^{\infty} \frac{\xi\zeta'(\xi)}{\zeta(\xi)} \frac{d\xi}{\xi}\right] = \infty \Rightarrow \lim_{\psi/A \rightarrow \bar{z}} \rho\left(\frac{\psi}{A}\right)\sigma\left(\frac{\psi}{A}\right) = \infty.$$

Thus, in all of these cases,

$$\lim_{\psi/A \rightarrow \bar{z}} \rho(\psi/A)\sigma(\psi/A) > 1.$$

This completes the proof. ■

C.2. Proof of Proposition 5

To prove Proposition 5, we first need the following two lemmas. For this purpose, let us denote $\theta(z) \equiv \mathcal{E}_{1-1/\zeta}(z)$ so that $\rho(\psi/A) = \mathcal{E}_Z(\psi/A) = 1/[1 + \theta(Z(\psi/A))]$.

Lemma 7:

$$\mathcal{E}_\rho\left(\frac{\psi}{A}\right) = \epsilon\left(Z\left(\frac{\psi}{A}\right)\right), \text{ where } \epsilon(z) \equiv -\frac{z\theta'(z)}{[1 + \theta(z)]^2}.$$

Proof: Straightforward from the definition.

Lemma 8: For $0 \leq \rho(0) < \infty$, $\lim_{z \rightarrow 0} \epsilon(z) = 0$.

Proof: From $\rho(\psi/A) = \frac{1}{1 + \theta(Z(\psi/A))}$,

$$\begin{aligned} \rho\left(\frac{\psi}{A}\right) - \rho\left(\frac{\psi_0}{A}\right) &= \frac{1}{1 + \theta(Z(\psi/A))} - \frac{1}{1 + \theta(Z(\psi_0/A))} = \int_{Z(\psi_0/A)}^{Z(\psi/A)} \frac{d}{d\xi} \left[\frac{1}{1 + \theta(\xi)} \right] d\xi \\ &= \int_{Z(\psi_0/A)}^{Z(\psi/A)} \left[-\frac{\theta'(\xi)}{[1 + \theta(\xi)]^2} \right] d\xi \equiv \int_{Z(\psi_0/A)}^{Z(\psi/A)} \frac{\epsilon(\xi)}{\xi} d\xi, \end{aligned}$$

for any $\psi_0 > 0$. From $0 \leq \rho(0) < \infty$, the RHS remains bounded as $z_0 = Z(\psi_0/A) \rightarrow 0$. Hence,

$$\int_0^z \frac{\epsilon(\xi)}{\xi} d\xi < \infty,$$

which implies $\lim_{z \rightarrow 0} \epsilon(z) = 0$.

Proposition 5: Suppose that A2 and the strong A3 hold, so that $0 < \rho(\psi/A) < 1$ and $\rho(\psi/A)$ is strictly increasing. Then, $\rho(\psi/A)$ is strictly log-submodular for all $\psi/A < \bar{z}$ with a sufficiently small \bar{z} .

Proof: Under A2, $\rho(\psi/A) < 1$ for all $\psi/A < \bar{z}$, hence the condition for Lemma 8 holds and $\lim_{z \rightarrow 0} \epsilon(z) = 0$. Under the strong A3, $\epsilon(z) \equiv -z\theta'(z)/[1 + \theta(z)]^2 > 0$ for all $z > 0$. Thus, $\epsilon(\cdot) > 0$ is increasing for a sufficiently small $z > 0$. Hence, from Lemma 7, $\mathcal{E}_\rho(\psi/A)$ is strictly increasing in ψ/A for $\psi/A < Z(\psi/A) < \bar{z}$, with a sufficiently small \bar{z} . Hence, from Lemma 5, $\rho(\psi/A)$ is strictly log-submodular for any $\psi/A < Z(\psi/A) < \bar{z}$.

C.3. Proof of Proposition 7a and 7b

Proposition 7a (Market Size Effect on Profit, $\Pi_\psi \equiv \pi(\psi/A)L$): Under A2, there exists a unique $\psi_0 \in (\underline{\psi}, \psi_c)$ such that $\sigma\left(\frac{\psi_0}{A}\right) = \mathbb{E}_\pi(\sigma)$ with

$$\frac{d \ln \Pi_\psi}{d \ln L} > 0 \Leftrightarrow \sigma\left(\frac{\psi}{A}\right) < \mathbb{E}_\pi(\sigma) \text{ for } \psi \in (\underline{\psi}, \psi_0),$$

and

$$\frac{d \ln \Pi_\psi}{d \ln L} < 0 \Leftrightarrow \sigma\left(\frac{\psi}{A}\right) > \mathbb{E}_\pi(\sigma) \text{ for } \psi \in (\psi_0, \psi_c).$$

Proof:

From Proposition 6, $\frac{d \ln A}{d \ln L} = \frac{1}{1 - \mathbb{E}_\pi(\sigma)}$. Hence, using $\mathcal{E}_\pi\left(\frac{\psi}{A}\right) = 1 - \sigma\left(\frac{\psi}{A}\right)$,

$$\frac{d \ln \Pi_\psi}{d \ln L} = 1 + \frac{\partial \ln \pi(\psi/A)}{\partial \ln A} \frac{d \ln A}{d \ln L} = 1 - \mathcal{E}_\pi\left(\frac{\psi}{A}\right) \frac{d \ln A}{d \ln L} = \frac{\mathbb{E}_\pi(\sigma) - \sigma(\psi/A)}{\mathbb{E}_\pi(\sigma) - 1}.$$

Thus,

$$\frac{d \ln \Pi_\psi}{d \ln L} \gtrless 0 \Leftrightarrow \sigma\left(\frac{\psi}{A}\right) \lesseqgtr \mathbb{E}_\pi(\sigma).$$

Since $\mathbb{E}_\pi(\sigma)$ is the (profit-weighted) average of $\sigma(\psi/A)$ over $(\underline{\psi}, \psi_c)$ and $\sigma(\psi/A)$ is strictly increasing under A2, there exists a unique $\psi_0 \in (\underline{\psi}, \psi_c)$ such that $\sigma(\psi_0/A) = \mathbb{E}_\pi(\sigma)$, and

$\sigma(\psi/A) < \mathbb{E}_\pi(\sigma)$ for $\psi \in (\underline{\psi}, \psi_0)$ and $\sigma(\psi/A) > \mathbb{E}_\pi(\sigma)$ for $\psi \in (\psi_0, \psi_c)$. This completes the proof. ■

Proposition 7b (Market Size Effect on Revenue, $R_\psi \equiv r(\psi/A)L$): Under **A2** and the weak

A3, there exists $\psi_1 > \psi_0$, such that

$$\frac{d \ln R_\psi}{d \ln L} > 0 \text{ for } \psi \in (\underline{\psi}, \psi_1).$$

Furthermore, $\psi_1 \in (\psi_0, \psi_c)$ and

$$\frac{d \ln R_\psi}{d \ln L} < 0 \text{ for } \psi \in (\psi_1, \psi_c),$$

for a sufficiently small F .⁵⁷

Proof:

From Proposition 6, $\frac{d \ln A}{d \ln L} = \frac{1}{1 - \mathbb{E}_\pi(\sigma)}$. Hence, using $\varepsilon_r\left(\frac{\psi}{A}\right) = \rho\left(\frac{\psi}{A}\right) \left[1 - \sigma\left(\frac{\psi}{A}\right)\right]$,

$$\frac{d \ln R_\psi}{d \ln L} = 1 + \frac{\partial \ln r(\psi/A)}{\partial \ln A} \frac{d \ln A}{d \ln L} = 1 - \varepsilon_r\left(\frac{\psi}{A}\right) \frac{d \ln A}{d \ln L} = 1 - \rho\left(\frac{\psi}{A}\right) \left[\frac{\sigma(\psi/A) - 1}{\mathbb{E}_\pi(\sigma) - 1}\right].$$

Thus,

$$\frac{d \ln R_\psi}{d \ln L} \geq 0 \Leftrightarrow \rho\left(\frac{\psi}{A}\right) \leq \frac{\mathbb{E}_\pi(\sigma) - 1}{\sigma(\psi/A) - 1}.$$

Since $\sigma(\psi/A)$ is strictly increasing under A2 and $\rho(\psi/A)$ is non-decreasing under the weak A3, the above inequality changes the sign at most once at $\psi_1 \leq \bar{\psi}$, so that

$$\frac{d \ln R_\psi}{d \ln L} > 0 \text{ for all } \psi \in (\underline{\psi}, \psi_1)$$

and $\psi_1 > \psi_0 > \underline{\psi}$, because A2 implies

$$\frac{d \ln R_\psi}{d \ln L} = \frac{d \ln \zeta_\psi}{d \ln L} + \frac{d \ln \Pi_\psi}{d \ln L} > \frac{d \ln \Pi_\psi}{d \ln L} \geq 0 \text{ for all } \psi \in (\underline{\psi}, \psi_0].$$

We now prove $\rho\left(\frac{\psi_c}{A}\right) > \frac{\mathbb{E}_\pi(\sigma) - 1}{\sigma(\psi_c/A) - 1}$ and hence $\psi_1 < \psi_c$ for a sufficiently small F by showing

$$\lim_{F \rightarrow 0} \rho\left(\frac{\psi_c}{A}\right) = \lim_{\psi_c/A \rightarrow \bar{z}} \rho\left(\frac{\psi_c}{A}\right) > \lim_{\psi_c/A \rightarrow \bar{z}} \left[\frac{\mathbb{E}_\pi(\sigma) - 1}{\sigma(\psi_c/A) - 1}\right] = \lim_{F \rightarrow 0} \left[\frac{\mathbb{E}_\pi(\sigma) - 1}{\sigma(\psi_c/A) - 1}\right]$$

We divide the proof of this inequality into the following three cases.

Case 1: $0 < \lim_{\psi_c/A \rightarrow \bar{z}} \rho\left(\frac{\psi_c}{A}\right) < 1$ and $\bar{z} < \infty$. Then, $\lim_{\psi_c/A \rightarrow \bar{z}} \sigma\left(\frac{\psi_c}{A}\right) = \infty \Rightarrow \lim_{\psi_c/A \rightarrow \bar{z}} \left[\frac{\mathbb{E}_\pi(\sigma) - 1}{\sigma(\psi_c/A) - 1}\right] = 0$.

⁵⁷We conjecture whether $\psi_c < \psi_1 \leq \bar{\psi}$ and $\frac{d \ln R_\psi}{d \ln L} > 0$ for all $\psi \in (\underline{\psi}, \psi_c)$ for a sufficiently large F .

Case 2: $0 < \lim_{\psi_c/A \rightarrow \bar{z}} \rho\left(\frac{\psi_c}{A}\right) < 1$ and $\bar{z} = \infty$. Then, $\lim_{\psi/A \rightarrow \infty} \rho\left(\frac{\psi}{A}\right) < 1 \Leftrightarrow \lim_{z \rightarrow \infty} \frac{z\zeta'(z)/\zeta(z)}{\zeta(z)-1} > 0 \Leftrightarrow \lim_{z \rightarrow \infty} \frac{z\zeta'(z)}{\zeta(z)} > 0$, so that $\lim_{\psi/A \rightarrow \infty} \sigma\left(\frac{\psi}{A}\right) = \lim_{z \rightarrow \infty} \zeta(z) = \zeta(z') \exp\left[\int_{z'}^{\infty} \frac{\xi\zeta'(\xi)}{\zeta(\xi)} \frac{d\xi}{\xi}\right] = \infty \Rightarrow \lim_{\psi_c/A \rightarrow \bar{z}} \left[\frac{\mathbb{E}_\pi(\sigma)-1}{\sigma(\psi_c/A)-1}\right] = 0$.

Case 3: $\lim_{\psi_c/A \rightarrow \bar{z}} \rho\left(\frac{\psi_c}{A}\right) = 1$. Then, $\lim_{\psi_c/A \rightarrow \bar{z}} \left[\frac{\mathbb{E}_\pi(\sigma)-1}{\sigma(\psi_c/A)-1}\right] = \lim_{F \rightarrow 0} \left[\frac{\mathbb{E}_\pi(\sigma)-1}{\sigma(\psi_c/A)-1}\right] < 1$.

This completes the proof. ■

C.4. Proof of Proposition 8a, Its Corollary and Proposition 8b

Propositions 8a: Assume that $\mathcal{E}'_g(\cdot)$ does not change its sign and $\underline{\psi} = 0$. Consider a shock, such that ψ_c/A remains constant. Then, for any weight function, $w(\psi/A)$, the weighted generalized mean of any monotone $f(\psi/A) > 0$,

$$I \equiv \mathcal{M}^{-1}\left(\mathbb{E}_w(\mathcal{M}(f))\right)$$

with a monotone transformation, $\mathcal{M}: \mathbb{R}_+ \rightarrow \mathbb{R}$, satisfies

$$\text{sgn}\left\{\frac{d \ln I}{d \ln A}\right\} = \text{sgn}\{f'(\cdot)\mathcal{E}'_g(\cdot)\}.$$

Moreover, if $\mathcal{E}'_g(\cdot) = 0$, $d \ln I / d \ln A = 0$ for any $f(\psi/A)$, monotonic or not.

Proof: First, by setting $\xi \equiv \psi/A$, and $\psi_c/A = b > 0$,

$$\mathcal{M}(I) \equiv \mathbb{E}_w(\mathcal{M}(f)) = \frac{\int_0^b \mathcal{M}(f(\xi))w(\xi)g(A\xi)d\xi}{\int_0^b w(\xi)g(A\xi)d\xi}.$$

Then, in response to any shock $dA/A = d\psi_c/\psi_c$, which keeps $\psi_c/A = b > 0$ constant,

$$\begin{aligned} \frac{d\mathcal{M}(I)}{d \ln A} &= \frac{\int_0^b \mathcal{M}(f(\xi))\mathcal{E}_g(\xi A)w(\xi)g(\xi A)d\xi}{\int_0^b w(\xi)g(A\xi)d\xi} - \mathcal{M}(I) \frac{\int_0^b \mathcal{E}_g(\xi A)w(\xi)g(\xi A)d\xi}{\int_0^b w(\xi)g(A\xi)d\xi} \\ &= \mathbb{E}_{w^0}\left(\mathcal{M}(f(x))\mathcal{E}_g(xA)\right) - \mathbb{E}_{w^0}\left(\mathcal{M}(f(x))\right)\mathbb{E}_{w^0}\left(\mathcal{E}_g(xA)\right) = \text{Cov}_{w^0}\left[\mathcal{E}_g(xA), \mathcal{M}(f(x))\right], \end{aligned}$$

where the expectations and the covariance are taken with respect to the random variable whose density function is

$$w^0(x) \equiv \frac{w(x)g(xA)}{\int_0^b w(\xi)g(\xi A)d\xi}.$$

Thus,

$$\frac{d \ln I}{d \ln A} = \frac{\text{Cov}_{w^0} [\mathcal{E}_g(xA), \mathcal{M}(f(x))]}{d\mathcal{M}(I)/d \ln I},$$

and the proof thus follows from the well-known property of the covariance of monotone transformations of a random variable. ■

Corollary of Proposition 8a: Assume $\underline{\psi} = 0$, and neither $\zeta'(\cdot)$ nor $\mathcal{E}'_g(\cdot)$ change the signs. Consider a shock, such that ψ_c/A remains unchanged. Then,

$$\text{sgn} \left\{ \frac{d \ln(P/A)}{d \ln A} \right\} = \text{sgn} \{ \zeta'(\cdot) \mathcal{E}'_g(\cdot) \}.$$

In particular, under $\zeta'(\cdot) \mathcal{E}'_g(\cdot) \geq 0$, a lower A implies,

$$\frac{d(X/L)}{(X/L)} = -\frac{dP}{P} \geq -\frac{dA}{A} > 0,$$

where the equality holds iff $\zeta'(\cdot) \mathcal{E}'_g(\cdot) = 0$.

Proof: Relationship between the price aggregator A and the price index P :

$$\ln \left(\frac{A}{cP} \right) = \int_{\Omega} \left[\int_{z(\omega)}^{\bar{z}} \frac{s(\xi)}{\xi} d\xi \right] d\omega = M \int_0^{\psi_c} \left[\int_{Z(\psi/A)}^{\bar{z}} \frac{s(\xi)}{\xi} d\xi \right] dG(\psi)$$

Using the adding-up constraint,

$$\ln \left(\frac{A}{cP} \right) = \frac{\int_0^{\psi_c} \Phi(Z(\psi/A)) r(\psi/A) dG(\psi)}{\int_0^{\psi_c} r(\psi/A) dG(\psi)} = \mathbb{E}_r(\Phi \circ Z)$$

where

$$\Phi(z) \equiv \frac{1}{s(z)} \int_z^{\bar{z}} \frac{s(\xi)}{\xi} d\xi,$$

which satisfies Lemma 1 of Matsuyama and Ushchev (2023)

$$\zeta'(\cdot) \geq 0 \Rightarrow \Phi'(\cdot) \leq 0.$$

Thus, by applying Proposition 8a for $\mathcal{M}(f) = f$, $f = \Phi \circ Z$ and $w = r$,

$$\text{sgn} \left\{ \frac{d \ln(A/P)}{d \ln A} \ln \left(\frac{A}{P} \right) \right\} = \text{sgn} \{ \Phi'(z) \mathcal{E}'_g(\cdot) \} = -\text{sgn} \{ \zeta'(\cdot) \mathcal{E}'_g(\cdot) \}$$

Or equivalently,

$$\text{sgn} \left\{ \frac{d \ln(P/A)}{d \ln A} \right\} = \text{sgn} \{ \zeta'(\cdot) \mathcal{E}'_g(\cdot) \}.$$

The proof of the remaining part of Corollary is straightforward, and hence omitted. ■

Proposition 8b. *Assume that A2 holds, $\underline{\psi} = 0$, and $\ell(\psi/A)$ is increasing in ψ/A for all $\psi/A \in (0, \psi_c/A)$. Consider a shock, which causes a proportional decline in A and ψ_c , so that ψ_c/A remains constant. Then, if $\mathcal{E}'_G(\cdot) > 0$, the average inverse markup rate = the aggregate labor cost share,*

$$\frac{\mathbb{E}_1(\ell)}{\mathbb{E}_1(r)} = \mathbb{E}_r \left(\frac{1}{\mu} \right) = 1 - \left[\mathbb{E}_\pi \left(\frac{\mu}{\mu - 1} \right) \right]^{-1} = \frac{1}{\mathbb{E}_\ell(\mu)},$$

decreases and the average inverse price elasticity = the aggregate profit share,

$$\frac{\mathbb{E}_1(\pi)}{\mathbb{E}_1(r)} = \mathbb{E}_r \left(\frac{1}{\sigma} \right) = \frac{1}{\mathbb{E}_\pi(\sigma)} = 1 - \left[\mathbb{E}_\ell \left(\frac{\sigma}{\sigma - 1} \right) \right]^{-1},$$

increases; if $\mathcal{E}'_G(\cdot) < 0$, they move in the opposite direction; and if $\mathcal{E}'_G(\cdot) = 0$, they remain constant.

Proof. Setting $\xi \equiv \psi/\psi_c$, so that $\psi/A = b\xi$, where $\psi_c/A = b > 0$, a constant. Then,

$$\frac{\mathbb{E}_1(r)}{\mathbb{E}_1(\ell)} = \frac{\int_0^1 r(b\xi) d\tilde{G}(\xi; \psi_c)}{\int_0^1 \ell(b\xi) d\tilde{G}(\xi; \psi_c)}.$$

Since $r'(\cdot) < 0 < \ell'(\cdot)$, $\mathcal{E}'_G(\cdot) < 0 (> 0)$ implies from Lemma 2 that the numerator increases (decreases) and the denominator decreases (increases) in response to a lower ψ_c . This completes the proof. ■

C.5. Proof of Propositions 9a, 9b, 9c, and 9d

To prove Proposition 9, we will need two lemmas.

Lemma 9. *Any shock shifting ψ_c and A in the same direction shifts M in the opposite direction.*

Proof. This follows from the RHS of

$$M = \left[\int_{\underline{\psi}}^{\psi_c} r \left(\frac{\psi}{A} \right) dG(\psi) \right]^{-1}$$

being strictly decreasing both in ψ_c and A . This completes the proof. ■

To formulate another lemma, recall first that, from the adding up constraint,

$$\frac{1}{MG(\psi_c)} = J\left(\frac{\psi_c}{A}, \psi_c\right) \equiv \int_{\underline{\xi}}^1 r\left(\frac{\psi_c}{A}\xi\right) \frac{dG(\psi_c\xi)}{G(\psi_c)} \equiv \int_{\underline{\xi}}^1 r\left(\frac{\psi_c}{A}\xi\right) d\tilde{G}(\xi; \psi_c).$$

Using integration by parts,

$$\begin{aligned} \frac{1}{MG(\psi_c)} = J\left(\frac{\psi_c}{A}, \psi_c\right) &= r\left(\frac{\psi_c}{A}\xi\right) \tilde{G}(\xi; \psi_c) \Big|_{\underline{\xi}}^{\xi=1} - \frac{\psi_c}{A} \int_{\underline{\xi}}^1 \tilde{G}(\xi; \psi_c) r'\left(\frac{\psi_c}{A}\xi\right) d\xi \\ &= r\left(\frac{\psi_c}{A}\right) - \frac{\psi_c}{A} \int_{\underline{\xi}}^1 \tilde{G}(\xi; \psi_c) r'\left(\frac{\psi_c}{A}\xi\right) d\xi. \end{aligned}$$

Lemma 10:

a): $\frac{\partial J(\psi_c/A, \psi_c)}{\partial(\psi_c/A)} < 0;$

b): $\mathcal{E}'_G(\psi) \geq 0, \forall \psi \in (\underline{\psi}, \bar{\psi}) \Rightarrow \frac{\partial J(\psi_c/A, \psi_c)}{\partial \psi_c} \leq 0.$

Proof.

a): This follows from

$$J\left(\frac{\psi_c}{A}, \psi_c\right) \equiv \int_{\underline{\xi}}^1 r\left(\frac{\psi_c}{A}\xi\right) d\tilde{G}(\xi; \psi_c),$$

and $r\left(\frac{\psi_c}{A}\xi\right)$ is strictly decreasing in $\frac{\psi_c}{A}$.

b): Since $J(a, \psi_c) = r(a) - a \int_{\underline{\xi}}^1 \tilde{G}(\xi; \psi_c) r'(a\xi) d\xi$, by setting $a = \psi_c/A$,

$$\frac{\partial J(a, \psi_c)}{\partial \psi_c} = -a \int_{\underline{\xi}}^1 \frac{\partial \tilde{G}(\xi; \psi_c)}{\partial \psi_c} r'(a\xi) d\xi$$

Thus, from $r'(\cdot) < 0$ and Lemma 2,

$$\mathcal{E}'_G(\psi) \geq 0, \forall \psi \in (\underline{\psi}, \bar{\psi}) \Rightarrow \frac{\partial \tilde{G}(\xi; \psi_c)}{\partial \psi_c} \leq 0, \forall \xi \in (\underline{\xi}, 1) \Rightarrow \frac{\partial J\left(\frac{\psi_c}{A}, \psi_c\right)}{\partial \psi_c} \leq 0.$$

Proposition 9a (The Effects of F_e on M and $MG(\psi_c)$)

$$\frac{dM}{dF_e} < 0;$$

$$\mathcal{E}'_G(\psi) \geq 0, \forall \psi \in (\underline{\psi}, \bar{\psi}) \Rightarrow \frac{d[MG(\psi_c)]}{dF_e} \geq 0$$

Proof of Proposition 9a

We first prove the effect of F_e on M . From Corollary 6a of Proposition 6, $d\psi_c/dF_e > 0$ and $dA/dF_e > 0$. Therefore, from Lemma 9, $dM/dF_e < 0$.

We now prove the effect of F_e on $MG(\psi_c)$. From Corollary 6a of Proposition 6, $\frac{d(\psi_c/A)}{dF_e} = 0$ and $\frac{d\psi_c}{dF_e} > 0$, and **Lemma 10b**, $\mathcal{E}'_G(\psi) \geq 0, \forall \psi \in (\underline{\psi}, \bar{\psi})$ implies

$$\frac{\partial J(a, \psi_c)}{\partial a} \frac{d(\psi_c/A)}{dF_e} + \frac{\partial J(a, \psi_c)}{\partial \psi_c} \frac{d\psi_c}{dF_e} = \frac{\partial J(a, \psi_c)}{\partial \psi_c} \frac{d\psi_c}{dF_e} \leq 0 \Leftrightarrow \frac{d[MG(\psi_c)]}{dF_e} \geq 0$$

This completes the proof. ■

Proposition 9b (The Effects of L on M and $MG(\psi_c)$): Under **A2**,

$$\frac{dM}{dL} > 0; \quad \mathcal{E}'_G(\psi) \leq 0, \forall \psi \in (\underline{\psi}, \bar{\psi}) \Rightarrow \frac{d[MG(\psi_c)]}{dL} > 0.$$

Proof of Proposition 9b

We first prove the effect of L on M . By Corollary 6b of Proposition 6, $d\psi_c/dL < 0$ under A2, and $dA/dL < 0$. Therefore, from Lemma 9, $dM/dL > 0$.

We now prove the effect of L on $MG(\psi_c)$. From **Lemma 10a** and applying **Lemma 10b** for $\mathcal{E}'_G(\psi) \leq 0, \forall \psi \in (\underline{\psi}, \bar{\psi})$,

$$\frac{\partial J(a, \psi_c)}{\partial a} < 0; \quad \frac{\partial J(a, \psi_c)}{\partial \psi_c} \geq 0.$$

From Corollary 6b of Proposition 6, $d\psi_c/dL < 0$ under A2, and $d(\psi_c/A)/dL > 0$. Hence,

$$\mathcal{E}'_G(\psi) \leq 0, \forall \psi \in (\underline{\psi}, \bar{\psi}) \Rightarrow \frac{\partial J(a, \psi_c)}{\partial a} \frac{d(\psi_c/A)}{dL} + \frac{\partial J(a, \psi_c)}{\partial \psi_c} \frac{d\psi_c}{dL} < 0 \Rightarrow \frac{d[MG(\psi_c)]}{dL} > 0.$$

This completes the proof. ■

Proposition 9c (The Effects of L on M/L , $MG(\psi_c)/L$): Under **A2**,

$$G(\psi) = (\psi/\bar{\psi})^\kappa \Rightarrow \frac{d}{dL} \left(\frac{M}{L} \right) > 0; \quad \mathcal{E}'_G(\psi) \geq 0, \forall \psi \in (\underline{\psi}, \bar{\psi}) \Rightarrow \frac{d}{dL} \left(\frac{MG(\psi_c)}{L} \right) < 0.$$

Proof of Proposition 9c

We first prove the effect of L on M/L . From the adding up constraint,

$$\frac{1}{M} = \int_{\underline{\psi}}^{\psi_c} r \left(\frac{\psi}{A} \right) dG(\psi) \Rightarrow \frac{L}{M} = \int_{\underline{\psi}}^{\psi_c} R_\psi dG(\psi),$$

hence,

$$\begin{aligned}
\frac{d}{dL} \left(\frac{L}{M} \right) &= R_{\psi_c} g(\psi_c) \frac{d\psi_c}{dL} + \int_{\underline{\psi}}^{\psi_c} \frac{dR_{\psi}}{dL} dG(\psi) \\
&= r \left(\frac{\psi_c}{A} \right) \psi_c g(\psi_c) \left\{ \frac{d\psi_c/\psi_c}{dL/L} \right\} + \int_{\underline{\psi}}^{\psi_c} \left\{ \frac{d \ln R_{\psi}}{d \ln L} \right\} r \left(\frac{\psi}{A} \right) dG(\psi) \\
&= r \left(\frac{\psi_c}{A} \right) \psi_c g(\psi_c) \left\{ \frac{d\psi_c/\psi_c}{dL/L} \right\} + \int_{\underline{\psi}}^{\psi_c} r \left(\frac{\psi}{A} \right) dG(\psi) + \int_{\underline{\psi}}^{\psi_c} \frac{d \ln r \left(\frac{\psi}{A} \right)}{d \ln L} r \left(\frac{\psi}{A} \right) dG(\psi) \\
&= r \left(\frac{\psi_c}{A} \right) \psi_c g(\psi_c) \left\{ \frac{d\psi_c/\psi_c}{dL/L} \right\} + \int_{\underline{\psi}}^{\psi_c} r \left(\frac{\psi}{A} \right) dG(\psi) - \left\{ \frac{dA/A}{dL/L} \right\} \int_{\underline{\psi}}^{\psi_c} \frac{d \ln r \left(\frac{\psi}{A} \right)}{d \ln \left(\frac{\psi}{A} \right)} r \left(\frac{\psi}{A} \right) dG(\psi) \\
&= r \left(\frac{\psi_c}{A} \right) \psi_c g(\psi_c) \left\{ \frac{d\psi_c/\psi_c}{dL/L} \right\} + \int_{\underline{\psi}}^{\psi_c} r \left(\frac{\psi}{A} \right) dG(\psi) - \left\{ \frac{dA/A}{dL/L} \right\} \int_{\underline{\psi}}^{\psi_c} r' \left(\frac{\psi}{A} \right) \frac{\psi}{A} dG(\psi).
\end{aligned}$$

Multiplying by $[\mathbb{E}_{\pi}(\sigma) - 1] / \int_{\underline{\psi}}^{\psi_c} r \left(\frac{\psi}{A} \right) dG(\psi)$ and using the expressions for $d\psi_c/\psi_c$ and dA/A from Proposition 6 can verify that the sufficient and necessary conditions are:

$$\begin{aligned}
\frac{d}{dL} \left(\frac{L}{M} \right) &\geq 0 \Leftrightarrow \\
\left[\frac{\mathbb{E}_{\pi}(\sigma) - 1}{\sigma \left(\frac{\psi_c}{A} \right) - 1} \right] \frac{r \left(\frac{\psi_c}{A} \right) \psi_c g(\psi_c)}{\int_{\underline{\psi}}^{\psi_c} r \left(\frac{\psi}{A} \right) dG(\psi)} + \mathbb{E}_{\pi}(\sigma) - 1 + \frac{\int_{\underline{\psi}}^{\psi_c} r' \left(\frac{\psi}{A} \right) \frac{\psi}{A} dG(\psi) - r \left(\frac{\psi_c}{A} \right) \psi_c g(\psi_c)}{\int_{\underline{\psi}}^{\psi_c} r \left(\frac{\psi}{A} \right) dG(\psi)} &\geq 0.
\end{aligned}$$

Under $\lim_{\psi \rightarrow \underline{\psi}} \psi g(\psi) = 0$, which holds for $G(\psi) = (\psi/\bar{\psi})^{\kappa}$,

$$\begin{aligned}
\int_{\underline{\psi}}^{\psi_c} r' \left(\frac{\psi}{A} \right) \frac{\psi}{A} g(\psi) d\psi &= r \left(\frac{\psi_c}{A} \right) \psi_c g(\psi_c) - \int_{\underline{\psi}}^{\psi_c} r \left(\frac{\psi}{A} \right) [1 + \varepsilon_g(\psi)] dG(\psi); \\
\mathbb{E}_{\pi}(\sigma) - 1 &= \frac{\int_{\underline{\psi}}^{\psi_c} [\sigma \left(\frac{\psi}{A} \right) - 1] \pi \left(\frac{\psi}{A} \right) dG(\psi)}{\int_{\underline{\psi}}^{\psi_c} \pi \left(\frac{\psi}{A} \right) dG(\psi)} = - \frac{\int_{\underline{\psi}}^{\psi_c} \pi' \left(\frac{\psi}{A} \right) \frac{\psi}{A} dG(\psi)}{\int_{\underline{\psi}}^{\psi_c} \pi \left(\frac{\psi}{A} \right) dG(\psi)} \\
&= \frac{\int_{\underline{\psi}}^{\psi_c} \pi \left(\frac{\psi}{A} \right) [1 + \varepsilon_g(\psi)] dG(\psi) - \pi \left(\frac{\psi_c}{A} \right) \psi_c g(\psi_c)}{\int_{\underline{\psi}}^{\psi_c} \pi \left(\frac{\psi}{A} \right) dG(\psi)}.
\end{aligned}$$

Using these expressions to rewrite the 2nd & 3rd terms in the sufficient & necessary condition,

$$\begin{aligned}
& \left[\frac{\mathbb{E}_\pi(\sigma) - 1}{\sigma\left(\frac{\psi_c}{A}\right) - 1} \right] \frac{r\left(\frac{\psi_c}{A}\right) \psi_c g(\psi_c)}{\int_{\underline{\psi}}^{\psi_c} r\left(\frac{\psi}{A}\right) dG(\psi)} + \frac{\int_{\underline{\psi}}^{\psi_c} \pi\left(\frac{\psi}{A}\right) [1 + \varepsilon_g(\psi)] dG(\psi) - \pi\left(\frac{\psi_c}{A}\right) \psi_c g(\psi_c)}{\int_{\underline{\psi}}^{\psi_c} \pi\left(\frac{\psi}{A}\right) dG(\psi)} - \frac{\int_{\underline{\psi}}^{\psi_c} r\left(\frac{\psi}{A}\right) [1 + \varepsilon_g(\psi)] dG(\psi)}{\int_{\underline{\psi}}^{\psi_c} r\left(\frac{\psi}{A}\right) dG(\psi)} \geq 0. \\
\Leftrightarrow & \left[\frac{\mathbb{E}_\pi(\sigma) - 1}{\sigma\left(\frac{\psi_c}{A}\right) - 1} - \frac{\pi\left(\frac{\psi_c}{A}\right) \int_{\underline{\psi}}^{\psi_c} r\left(\frac{\psi}{A}\right) dG(\psi)}{r\left(\frac{\psi_c}{A}\right) \int_{\underline{\psi}}^{\psi_c} \pi\left(\frac{\psi}{A}\right) dG(\psi)} \right] \frac{r\left(\frac{\psi_c}{A}\right) \psi_c g(\psi_c)}{\int_{\underline{\psi}}^{\psi_c} r\left(\frac{\psi}{A}\right) dG(\psi)} + \left[\frac{\int_{\underline{\psi}}^{\psi_c} \pi\left(\frac{\psi}{A}\right) [1 + \varepsilon_g(\psi)] dG(\psi)}{\int_{\underline{\psi}}^{\psi_c} \pi\left(\frac{\psi}{A}\right) dG(\psi)} - \frac{\int_{\underline{\psi}}^{\psi_c} r\left(\frac{\psi}{A}\right) [1 + \varepsilon_g(\psi)] dG(\psi)}{\int_{\underline{\psi}}^{\psi_c} r\left(\frac{\psi}{A}\right) dG(\psi)} \right] \geq 0. \\
\Leftrightarrow & \left[\frac{\mathbb{E}_\pi(\sigma) - 1}{\sigma\left(\frac{\psi_c}{A}\right) - 1} - \frac{\mathbb{E}_\sigma(\underline{\psi}, \psi_c)}{\sigma\left(\frac{\psi_c}{A}\right)} \right] \frac{r\left(\frac{\psi_c}{A}\right) \psi_c g(\psi_c)}{\int_{\underline{\psi}}^{\psi_c} r\left(\frac{\psi}{A}\right) dG(\psi)} + \left[\frac{\int_{\underline{\psi}}^{\psi_c} \pi\left(\frac{\psi}{A}\right) [1 + \varepsilon_g(\psi)] dG(\psi)}{\int_{\underline{\psi}}^{\psi_c} \pi\left(\frac{\psi}{A}\right) dG(\psi)} - \frac{\int_{\underline{\psi}}^{\psi_c} \pi\left(\frac{\psi}{A}\right) \sigma\left(\frac{\psi}{A}\right) [1 + \varepsilon_g(\psi)] dG(\psi)}{\int_{\underline{\psi}}^{\psi_c} \pi\left(\frac{\psi}{A}\right) \sigma\left(\frac{\psi}{A}\right) dG(\psi)} \right] \geq 0.
\end{aligned}$$

Under $G(\psi) = (\psi/\bar{\psi})^\kappa$, $\varepsilon_g(\psi)$ is constant. Hence, the second bracketed term is zero, and the sufficient and necessary conditions become:

$$\frac{d}{dL} \left(\frac{L}{M} \right) \geq 0 \Leftrightarrow \frac{\mathbb{E}_\pi(\sigma) - 1}{\sigma\left(\frac{\psi_c}{A}\right) - 1} \geq \frac{\mathbb{E}_\pi(\sigma)}{\sigma\left(\frac{\psi_c}{A}\right)} \Leftrightarrow \mathbb{E}_\pi(\sigma) \geq \sigma\left(\frac{\psi_c}{A}\right).$$

Under A2,

$$\mathbb{E}_\pi(\sigma) < \sigma\left(\frac{\psi_c}{A}\right) \Rightarrow \frac{d \ln(M/L)}{d \ln L} > 0.$$

We now prove the effect of L on $MG(\psi_c)/L$. By setting $a = \psi_c/A$ in the definition of $J(\psi_c/A, \psi_c)$ and the cutoff rule, $\pi(\psi_c/A)L = F$,

$$\frac{L}{MG(\psi_c)} = LJ(a, \psi_c) = F \frac{J(a, \psi_c)}{\pi(a)} = F \int_{\underline{\xi}}^1 \frac{r(a\xi)}{\pi(a)} d\tilde{G}(\xi; \psi_c).$$

Since both $\sigma(a\xi)$ and $\pi(a\xi)/\pi(a)$ for any $\xi < 1$ are increasing in a under **A2**, so is $r(a\xi)/\pi(a) = \sigma(a\xi)\pi(a\xi)/\pi(a)$ for any $\xi < 1$. Thus,

$$\frac{\partial LJ(a, \psi_c)}{\partial a} > 0.$$

Furthermore, from **Lemma 10b**,

$$\varepsilon'_G(\psi) \geq 0, \quad \forall \psi \in (\underline{\psi}, \bar{\psi}) \Rightarrow \frac{\partial J(a, \psi_c)}{\partial \psi_c} \leq 0$$

From Corollary 6b of Proposition 6, $da/dL = d(\psi_c/A)/dL > 0$, and $d\psi_c/dL < 0$ under **A2**. Hence,

$$\frac{dLJ(a, \psi_c)}{dL} = \frac{\partial LJ(a, \psi_c)}{\partial a} \frac{d(\psi_c/A)}{dL} + \frac{\partial LJ(a, \psi_c)}{\partial \psi_c} \frac{d\psi_c}{dL} > 0 \Leftrightarrow \frac{d}{dL} \left(\frac{MG(\psi_c)}{L} \right) < 0.$$

This completes the proof. ■

Proposition 9d (The Effects of F on M and $MG(\psi_c)$): If $\ell'(\cdot) > 0$

$$\frac{dM}{dF} < 0; \quad \varepsilon'_G(\psi) \leq 0, \forall \psi \in (\underline{\psi}, \bar{\psi}) \Rightarrow \frac{d[MG(\psi_c)]}{dF} < 0.$$

Proof of Proposition 9d

We first prove the effect of F on M . From Corollary 6c of Proposition 6, $dA/dF > 0$ and $d\psi_c/dF > 0$. Hence, from Lemma 9, $dM/dF < 0$.

We now prove the effect of F on $MG(\psi_c)$. From **Lemma 10a** and applying **Lemma 10b** for $\varepsilon'_G(\psi) \leq 0, \forall \psi \in (\underline{\psi}, \bar{\psi})$,

$$\frac{\partial \mathcal{J}(a, \psi_c)}{\partial a} < 0; \quad \frac{\partial \mathcal{J}(\psi_c/A, \psi_c)}{\partial \psi_c} \geq 0.$$

By Corollary 6c of Proposition 6, $d(\psi_c/A)/dF < 0 < d\psi_c/dF$. Hence,

$$\begin{aligned} \varepsilon'_G(\psi) \leq 0, \forall \psi \in (\underline{\psi}, \bar{\psi}) &\Rightarrow \frac{d\mathcal{J}(a, \psi_c)}{dF} = \frac{\partial \mathcal{J}(a, \psi_c)}{\partial a} \frac{d(\psi_c/A)}{dF} + \frac{\partial \mathcal{J}(a, \psi_c)}{\partial \psi_c} \frac{d\psi_c}{dF} > 0 \\ &\Rightarrow \frac{dMG(\psi_c)}{dF} < 0. \end{aligned}$$

This completes the proof. ■

C.6. Proof of Propositions 11a and 11b

To prove Proposition 11, we will need the following lemma.

Lemma 11: Suppose $G(\psi) = (\psi/\bar{\psi})^\kappa$. Then, the equilibrium conditions can be stated as

$$\int_{a_j}^1 r(b_j \xi) \xi^{\kappa-1} d\xi = a_{j+1}^{-\kappa} \int_{a_{j+1}}^1 r(b_{j+1} \xi) \xi^{\kappa-1} d\xi; \quad a_0 = 0$$

$$L_j \pi(b_j) = L_{j+1} \pi(a_j b_{j+1}); \quad L_j \pi(b_j) = F.$$

$$\sum_{j=1}^J (a_2 \dots a_{j-1})^{-\kappa} \int_{a_{j-1}}^1 [L_j \pi(b_j \xi) - F] \xi^{\kappa-1} d\xi = \left(\frac{\bar{\psi}}{\psi_1} \right)^\kappa \frac{F_e}{\kappa},$$

where $a_j \equiv \psi_{j-1}/\psi_j$ and $b_j \equiv \psi_j/A_j$.

Proof: First, from the adding-up constraints,

$$\int_{\psi_{j-1}}^{\psi_j} r\left(\frac{\psi}{A_j}\right) \psi^{\kappa-1} d\psi = \int_{\psi_j}^{\psi_{j+1}} r\left(\frac{\psi}{A_{j+1}}\right) \psi^{\kappa-1} d\psi.$$

for $j = 1, 2, \dots, J - 1$. By setting $\xi \equiv \psi/\psi_j$ in the LHS and $\xi \equiv \psi/\psi_{j+1}$ in the RHS, this can be written as:

$$\int_{\psi_{j-1}/\psi_j}^1 r\left(\frac{\psi_j}{A_j}\xi\right)\xi^{\kappa-1}d\xi = \left(\frac{\psi_j}{\psi_{j+1}}\right)^{-\kappa} \int_{\psi_j/\psi_{j+1}}^1 r\left(\frac{\psi_{j+1}}{A_{j+1}}\xi\right)\xi^{\kappa-1}d\xi.$$

Second, the cutoff conditions for $j = 1, 2, \dots, J - 1$ can be rewritten as:

$$L_j\pi\left(\frac{\psi_j}{A_j}\right) = L_{j+1}\pi\left(\frac{\psi_j}{A_{j+1}}\right);$$

and

$$L_J\pi\left(\frac{\psi_J}{A_J}\right) = F.$$

Third, the free-entry condition can be written as

$$\sum_{j=1}^J \left(\frac{\psi_j}{\psi_1}\right)^\kappa \int_{\psi_{j-1}/\psi_j}^1 \left[L_j\pi\left(\frac{\psi_j}{A_j}\xi\right) - F \right] \xi^{\kappa-1} d\xi = \left(\frac{\bar{\psi}}{\psi_1}\right)^\kappa \frac{F_e}{\kappa}.$$

Using $a_j \equiv \psi_{j-1}/\psi_j < 1$ and $b_j \equiv \psi_j/A_j$ for $j = 1, 2, \dots, J$, the three conditions can be written as:

$$\int_{a_j}^1 r(b_j\xi)\xi^{\kappa-1}d\xi = a_{j+1}^{-\kappa} \int_{a_{j+1}}^1 r(b_{j+1}\xi)\xi^{\kappa-1}d\xi; \quad a_0 = 0$$

$$L_j\pi(b_j) = L_{j+1}\pi(a_j b_{j+1}); \quad L_J\pi(b_J) = F.$$

$$\sum_{j=1}^J (a_2 \dots a_{j-1})^{-\kappa} \int_{a_{j-1}}^1 [L_j\pi(b_j\xi) - F] \xi^{\kappa-1} d\xi = \left(\frac{\bar{\psi}}{\psi_1}\right)^\kappa \frac{F_e}{\kappa}.$$

This completes the proof. ■

Proposition 11a: Suppose $A2$ and $G(\psi) = (\psi/\bar{\psi})^\kappa$. There exists a sequence, $L_1 > L_2 > \dots > L_J > 0$, such that, in equilibrium, any weighted generalized mean of $f(\psi/A_j)$ across firms operating at market- j are increasing (decreasing) in j even though $f(\cdot)$ is increasing (decreasing) and hence $f(\psi/A_j)$ is decreasing (increasing) in j .

Proof: First, consider an equilibrium along which

$$b_j = b = \pi^{-1}\left(\frac{F}{L_j}\right)$$

is constant. Then, the first condition implies that a_j solves the following difference equation,

$a_{j+1} = D(a_j)$, defined by:

$$\int_{a_j}^1 r(b\xi)\xi^{\kappa-1}d\xi \equiv a_{j+1}^{-\kappa} \int_{a_{j+1}}^1 r(b\xi)\xi^{\kappa-1}d\xi.$$

with the initial condition, $a_0 = 0$. The LHS is strictly positive and strictly decreasing in $0 < a_j < 1$ and goes to zero as $a_j \rightarrow 1$, while the RHS is positive and strictly decreasing in $0 < a_{j+1} < 1$ and goes to infinity as $a_{j+1} \rightarrow 0$ and goes to zero as $a_{j+1} \rightarrow 1$. Hence, it has a unique solution, $a_{j+1} = D(a_j)$, which satisfies, for $0 \leq a_j < 1$, $a_j < D(a_j) = a_{j+1} < 1$. Thus, $0 = a_0 < a_1 < \dots < a_j < 1$. From A2, the second condition is satisfied with

$$\frac{L_j}{L_{j+1}} = \frac{\pi(a_j b)}{\pi(b)} > 1.$$

Furthermore, a_j is monotone increasing in j implies that any weighted generalized mean of $f(\psi/A_j) = f(b\psi/\psi_j)$,

$$\mathcal{M}^{-1}\left(\frac{\int_{a_{j-1}}^1 \mathcal{M}(f(b\xi))w(b\xi)\xi^{\kappa-1}d\xi}{\int_{a_{j-1}}^1 w(b\xi)\xi^{\kappa-1}d\xi}\right),$$

is increasing (decreasing) in j if and only if $f(\cdot)$ is increasing (decreasing).

This completes the proof. ■

Proposition 11b: Suppose $G(\psi) = (\psi/\bar{\psi})^\kappa$. Then, a change in F_e keeps

iii) the ratios $a_j \equiv \psi_{j-1}/\psi_j$ and $b_j \equiv \psi_j/A_j$

and

iv) any weighted generalized mean of $f(\psi/A_j)$ across firms operating at market- j , for any weighting function $w(\psi/A_j)$,

unchanged for all $j = 1, 2, \dots, J$.

Proof:

i) The first two equilibrium conditions of Lemma 11 jointly pin down

$(a_0, a_1, a_2, \dots, a_{J-1}; b_1, b_2, \dots, b_J)$ and hence the LHS of the third condition pins down the RHS. Thus, for all $j = 1, 2, \dots, J$,

$$\frac{d\psi_j}{\psi_j} = \frac{dA_j}{A_j} = \frac{1}{\kappa} \frac{dF_e}{F_e}.$$

- ii) Take any firm-specific variable that can be written as a function of ψ/A_j , $f(\psi/A_j)$, for firms operating at market- j , and let $w(\psi/A_j) > 0$ be a weighting function, such as the revenue, profit, or employment within market- j . A weighted generalized mean of $f(\psi/A_j)$ for market- j is given by

$$\mathcal{M}^{-1} \left(\frac{\int_{\psi_{j-1}}^{\psi_j} \mathcal{M} \left(f(\psi/A_j) \right) w(\psi/A_j) dG(\psi)}{\int_{\psi_{j-1}}^{\psi_j} w(\psi/A_j) dG(\psi)} \right).$$

Setting $\xi \equiv \psi/\psi_j$, the weighted average of $f(\psi/A_j)$ across firms operating at market- j becomes:

$$\mathcal{M}^{-1} \left(\frac{\int_{\psi_{j-1}/\psi_j}^1 \mathcal{M} \left(f \left(\frac{\psi_j}{A_j} \xi \right) \right) w \left(\frac{\psi_j}{A_j} \xi \right) \xi^{\kappa-1} d\xi}{\int_{\psi_{j-1}/\psi_j}^1 w \left(\frac{\psi_j}{A_j} \xi \right) \xi^{\kappa-1} d\xi} \right) = \mathcal{M}^{-1} \left(\frac{\int_{a_j}^1 \mathcal{M} \left(f(b_j \xi) \right) w(b_j \xi) \xi^{\kappa-1} d\xi}{\int_{a_j}^1 w(b_j \xi) \xi^{\kappa-1} d\xi} \right),$$

where $a_j \equiv \psi_{j-1}/\psi_j < 1$ and $b_j \equiv \psi_j/A_j$. Since a_j and b_j remain unchanged in response to a change in F_e by part i), any weighted generalized mean of $f(\psi/A_j)$ also remain unchanged in response to a reduction in F_e . This completes the proof. ■

Appendix D: Three Parametric Families of H.S.A.

D.1. Generalized Translog: Matsuyama and Ushchev (2020a, 2022).

For $\sigma > 1$ and $\beta, \eta, \gamma > 0$,

$$s(z) = \gamma \left(1 - \frac{\sigma-1}{\eta} \ln \left(\frac{z}{\beta} \right) \right)^\eta = \gamma \left(-\frac{\sigma-1}{\eta} \ln \left(\frac{z}{\bar{z}} \right) \right)^\eta; \quad z < \bar{z} \equiv \beta e^{\frac{\eta}{\sigma-1}}$$

$$\Rightarrow \zeta(z) = 1 + \frac{\sigma-1}{1 - \frac{\sigma-1}{\eta} \ln \left(\frac{z}{\beta} \right)} = 1 - \frac{\eta}{\ln(z/\bar{z})} > 1,$$

which is strictly increasing in z for all $z \in (0, \bar{z})$, hence satisfying **A2**. In contrast,

$$\frac{z\zeta'(z)}{[\zeta(z)-1]\zeta(z)} = \frac{1}{\eta} \left[1 - \frac{1}{\zeta(z)} \right] = \frac{1}{\eta - \ln(z/\bar{z})}$$

is strictly increasing in z for all $z \in (0, \bar{z})$. Thus, the weak **A3** is violated.⁵⁸

Notes:

- CES is the limit case, as $\eta \rightarrow \infty$, while holding $\beta > 0$ and $\sigma > 1$ fixed.

$$z < \bar{z} \equiv \beta e^{\frac{\eta}{\sigma-1}} \rightarrow \infty$$

$$\zeta(z) = 1 + \frac{\sigma - 1}{1 - \frac{\sigma - 1}{\eta} \ln\left(\frac{z}{\beta}\right)} \rightarrow \sigma; \quad s(z) = \gamma \left(1 - \frac{\sigma - 1}{\eta} \ln\left(\frac{z}{\beta}\right)\right)^\eta \rightarrow \gamma \left(\frac{z}{\beta}\right)^{1-\sigma};$$

- Translog is the special case where $\eta = 1$.
- $z = Z\left(\frac{\psi}{A}\right)$ is given as the inverse of $\frac{\eta z}{\eta - \ln(z/\bar{z})} = \frac{\psi}{A}$;
- If $\eta \geq 1$, $\frac{z\zeta'(z)}{\zeta(z)} < \eta z\zeta'(z) = [\zeta(z) - 1]^2$; and employment is globally decreasing in z ;
- If $\eta < 1$, employment is hump-shaped with the peak, given by $\eta\zeta(\hat{z}) = 1 \Leftrightarrow \hat{z}/\bar{z} = \frac{\hat{\psi}}{(1-\eta)\bar{z}A} = \exp\left[-\frac{\eta^2}{1-\eta}\right] < 1$, decreasing in η .

D.2. Constant Pass-Through (CoPaTh): Matsuyama and Ushchev (2020a, 2020b)

For $0 < \rho < 1$, $\sigma > 1$, $\beta > 0$, and $\gamma > 0$,

$$\begin{aligned} s(z) &= \gamma \left[\sigma - (\sigma - 1) \left(\frac{z}{\beta}\right)^{\frac{1-\rho}{\rho}} \right]^{\frac{\rho}{1-\rho}} = \gamma \sigma^{\frac{\rho}{1-\rho}} \left[1 - \left(\frac{z}{\beta}\right)^{\frac{1-\rho}{\rho}} \right]^{\frac{\rho}{1-\rho}} \text{ for } z < \bar{z} \equiv \beta \left(\frac{\sigma}{\sigma - 1}\right)^{\frac{\rho}{1-\rho}} \\ &\Rightarrow 1 - \frac{1}{\zeta(z)} = \left(\frac{z}{\bar{z}}\right)^{\frac{1-\rho}{\rho}} < 1 \text{ for } z < \bar{z} \equiv \beta \left(\frac{\sigma}{\sigma - 1}\right)^{\frac{\rho}{1-\rho}} \\ &\Rightarrow \mathcal{E}_{1-1/\zeta}(z) = -\mathcal{E}_{\zeta/(\zeta-1)}(z) = \frac{1-\rho}{\rho} > 0. \end{aligned}$$

satisfying **A2** and the weak form of **A3** (but not the strong form).

Note: CES is the limit case, as $\rho \rightarrow 1$, while holding $\beta > 0$ and $\sigma > 1$ fixed:

⁵⁸ Indeed, any H.S.A. satisfying **A2** and $\lim_{z \rightarrow 0} s(z) = \infty$ violates the weak **A3**. To see this, under **A2**, $1 \leq \zeta(0) < \zeta(z) < \infty$ for any $\bar{z} > z_0 > z > 0$, hence, $0 < \int_z^{z_0} \frac{\zeta'(\xi)}{\zeta(\xi)} d\xi = \ln \zeta(z_0) - \ln \zeta(z) < \infty$. Moreover, under the weak **A3**, $\theta(z) \equiv \frac{z\zeta'(z)}{[\zeta(z)-1]\zeta(z)} > 0$ is non-increasing because $\theta(Z(\psi/A)) = \frac{1}{\rho(\psi/A)} - 1$. Thus, $\ln s(z) - \ln s(z_0) = \int_z^{z_0} \frac{\zeta(\xi)-1}{\xi} d\xi = \int_z^{z_0} \frac{1}{\theta(\xi)} \frac{\zeta'(\xi)}{\zeta(\xi)} d\xi \leq \frac{1}{\theta(z_0)} \int_z^{z_0} \frac{\zeta'(\xi)}{\zeta(\xi)} d\xi$, from which $\lim_{z \rightarrow 0} s(z) \leq \ln s(z_0) + \frac{1}{\theta(z_0)} \int_0^{z_0} \frac{\zeta'(\xi)}{\zeta(\xi)} d\xi < \infty$.

$$z < \bar{z} \equiv \beta \left(\frac{\sigma}{\sigma - 1} \right)^{\frac{\rho}{1-\rho}} \rightarrow \infty;$$

$$\zeta(z) = \frac{\sigma}{\sigma - (\sigma - 1) \left(\frac{z}{\beta} \right)^{\frac{1-\rho}{\rho}}} \rightarrow \sigma;$$

$$s(z) = \gamma \left[\sigma - (\sigma - 1) \left(\frac{z}{\beta} \right)^{\frac{1-\rho}{\rho}} \right]^{\frac{\rho}{1-\rho}} \rightarrow \gamma \left(\frac{z}{\beta} \right)^{1-\sigma};$$

because, by applying l'Hôpital's rule for $\Delta = \frac{1-\rho}{\rho}$,

$$\lim_{\rho \nearrow 1} \ln \frac{s(z)}{\gamma} = \lim_{\Delta \searrow 0} \frac{\ln \left[\sigma - (\sigma - 1) \left(\frac{z}{\beta} \right)^\Delta \right]}{\Delta} = \lim_{\Delta \searrow 0} \frac{(1 - \sigma) \left(\frac{z}{\beta} \right)^\Delta \ln \left(\frac{z}{\beta} \right)}{\sigma - (\sigma - 1) \left(\frac{z}{\beta} \right)^\Delta} = (1 - \sigma) \ln \left(\frac{z}{\beta} \right).$$

Monopoly Pricing: From the firm's FOC:

$$z_\psi \left[1 - \frac{1}{\zeta(z_\psi)} \right] = \frac{\psi}{A}.$$

$$z_\psi \equiv Z \left(\frac{\psi}{A} \right) = (\bar{z})^{1-\rho} \left(\frac{\psi}{A} \right)^\rho$$

which features a constant (incomplete) pass-through rate, $0 < \rho < 1$. Hence, the weak form of **A3** holds, but not the strong form of **A3**. Furthermore,

$$\sigma \left(\frac{\psi}{A} \right) = \zeta \left(Z \left(\frac{\psi}{A} \right) \right) = \frac{1}{1 - \left(\frac{\psi}{\bar{z}A} \right)^{1-\rho}} = \frac{1}{1 - \left(1 - \frac{1}{\sigma} \right)^\rho \left(\frac{\psi}{\beta A} \right)^{1-\rho}} > \sigma$$

increasing in ψ/A for $\psi/A < \bar{z}$, while

$$r \left(\frac{\psi}{A} \right) = s \left(Z \left(\frac{\psi}{A} \right) \right) = \gamma \sigma^{\frac{\rho}{1-\rho}} \left[1 - \left(\frac{\psi}{\bar{z}A} \right)^{1-\rho} \right]^{\frac{\rho}{1-\rho}} = \gamma \sigma^{\frac{\rho}{1-\rho}} \left[1 - \left(1 - \frac{1}{\sigma} \right)^\rho \left(\frac{\psi}{\beta A} \right)^{1-\rho} \right]^{\frac{\rho}{1-\rho}}$$

$$\pi \left(\frac{\psi}{A} \right) = \frac{r(\psi/A)}{\sigma(\psi/A)} = \gamma \sigma^{\frac{\rho}{1-\rho}} \left[1 - \left(\frac{\psi}{\bar{z}A} \right)^{1-\rho} \right]^{\frac{1}{1-\rho}} = \gamma \sigma^{\frac{\rho}{1-\rho}} \left[1 - \left(1 - \frac{1}{\sigma} \right)^\rho \left(\frac{\psi}{\beta A} \right)^{1-\rho} \right]^{\frac{1}{1-\rho}}$$

are decreasing in ψ/A for $\psi/A < \bar{z}$. In contrast,

$$\begin{aligned}\ell\left(\frac{\psi}{A}\right) &= r\left(\frac{\psi}{A}\right) - \pi\left(\frac{\psi}{A}\right) = \gamma\sigma^{\frac{\rho}{1-\rho}}\left(\frac{\psi}{\bar{z}A}\right)^{1-\rho}\left[1 - \left(\frac{\psi}{\bar{z}A}\right)^{1-\rho}\right]^{\frac{\rho}{1-\rho}} \\ &= \gamma\sigma^{\frac{\rho}{1-\rho}}\left(1 - \frac{1}{\sigma}\right)^{\rho}\left(\frac{\psi}{\beta A}\right)^{1-\rho}\left[1 - \left(1 - \frac{1}{\sigma}\right)^{\rho}\left(\frac{\psi}{\beta A}\right)^{1-\rho}\right]^{\frac{\rho}{1-\rho}}\end{aligned}$$

increasing in ψ/A for $\psi/A < \hat{\psi}/A \equiv \bar{z}(1 - \rho)^{\frac{1}{1-\rho}}$ and decreasing in ψ/A for $\hat{\psi}/A < \psi/A < \bar{z}$.

Equivalently, employment is increasing in z for $z < \hat{z} \equiv (\bar{z})^{1-\rho}(\hat{\psi}/A)^{\rho} = \bar{z}(1 - \rho)^{\frac{\rho}{1-\rho}}$ and decreasing in z for $\hat{z} < z < \bar{z}$. Note also that

$$\hat{z}/\bar{z} = (1 - \rho)^{\frac{\rho}{1-\rho}} > \hat{\psi}/\bar{z}A = (1 - \rho)^{\frac{1}{1-\rho}},$$

which is monotonically decreasing in ρ with $\hat{z}/\bar{z} \rightarrow 1$ and $\hat{\psi}/\bar{z}A \rightarrow 1$, as $\rho \rightarrow 0$, and $\hat{z}/\bar{z} \rightarrow 0$ and $\hat{\psi}/\bar{z}A \rightarrow 0$, as $\rho \rightarrow 1$.

D.3. Power Elasticity of Markup Rate (a.k.a. Fréchet Inverse Markup Rate): For $\kappa \geq 0$ and $\lambda > 0$

$$s(z) = \exp\left[\int_{z_0}^z \frac{c}{c - \exp\left[-\frac{\kappa\bar{z}^{-\lambda}}{\lambda}\right] \exp\left[\frac{\kappa\xi^{-\lambda}}{\lambda}\right]} \frac{d\xi}{\xi}\right],$$

with either $\bar{z} = \infty$ and $c \leq 1$ or $\bar{z} < \infty$ and $c = 1$. Then,

$$\begin{aligned}1 - \frac{1}{\zeta(z)} &= c \exp\left[\frac{\kappa\bar{z}^{-\lambda}}{\lambda}\right] \exp\left[-\frac{\kappa z^{-\lambda}}{\lambda}\right] < 1 \\ \Rightarrow \mathcal{E}_{1-1/\zeta}(z) &= -\mathcal{E}_{\zeta/(\zeta-1)}(z) = \kappa z^{-\lambda};\end{aligned}$$

satisfying **A2** and the strong **A3** for $\kappa > 0$ and $\lambda > 0$.

CES for $\kappa = 0$; $\bar{z} = \infty$; $c = 1 - \frac{1}{\sigma}$; CoPaTh for $\bar{z} < \infty$; $c = 1$; $\kappa = \frac{1-\rho}{\rho} > 0$, and $\lambda \rightarrow 0$.

With $z = Z\left(\frac{\psi}{A}\right)$ given implicitly by $c \exp\left[\frac{\kappa\bar{z}^{-\lambda}}{\lambda}\right] z \exp\left[-\frac{\kappa z^{-\lambda}}{\lambda}\right] \equiv \frac{\psi}{A}$,

$$\rho\left(\frac{\psi}{A}\right) = \frac{1}{1 + \kappa z^{-\lambda}} \Leftrightarrow \mathcal{E}_{\rho}\left(\frac{\psi}{A}\right) = \frac{\lambda \kappa z^{-\lambda}}{[1 + \kappa z^{-\lambda}]^2} > 0.$$

Hence,

$$\frac{\partial^2 \ln \rho\left(\frac{\psi}{A}\right)}{\partial A \partial \psi} \leq 0 \Leftrightarrow \mathcal{E}'_{\rho}\left(\frac{\psi}{A}\right) \geq 0 \Leftrightarrow \kappa z^{-\lambda} \geq 1 \Leftrightarrow \frac{\psi}{A} \leq (\kappa)^{\frac{1}{\lambda}} z c \exp\left[\frac{\kappa\bar{z}^{-\lambda} - 1}{\lambda}\right].$$

Thus, the pass-through rate is log-submodular among more efficient firms, while log-supermodular among less efficient firms. In particular, if $\bar{z} < (\kappa)^\lambda$, $\frac{\partial^2 \ln \rho(\psi/A)}{\partial A \partial \psi} < 0$ for all $\psi/A < Z(\psi/A) < \bar{z} < \infty$.

Employment is hump-shaped with the peak at $\hat{z} = Z\left(\frac{\hat{\psi}}{A}\right)$, satisfying $\frac{\hat{z}\zeta'(\hat{z})}{\zeta(\hat{z})} \equiv [\zeta(\hat{z}) - 1]^2 \Leftrightarrow \rho\left(\frac{\hat{\psi}}{A}\right) \sigma\left(\frac{\hat{\psi}}{A}\right) = 1$. This is given by

$$c \left(1 + \frac{\hat{z}^\lambda}{\kappa}\right) \exp\left[-\frac{\kappa \hat{z}^{-\lambda}}{\lambda}\right] \exp\left[\frac{\kappa \bar{z}^{-\lambda}}{\lambda}\right] = 1 \Leftrightarrow \left(1 + \frac{\hat{z}^\lambda}{\kappa}\right) \hat{z} = \frac{\hat{\psi}}{A}.$$